


Code No.	Item
C12-1401-882	Canon AE-1 w/lens FD 50mm f1.8
C12-1401-862	Canon AE-1 w/lens FD 50mm f1.4
C12-1401-211	Canon AE-1 body only
C12-1402-882	Canon AE-1 black w/lens FD 50mm f1.8
C12-1402-862	Canon AE-1 black w/lens FD 50mm f1.4
C12-1402-211	Canon AE-1 black body only

Canon AE-1

The electronic system camera that's changing the course of photography.




SPECIFICATIONS

- **Type:** 35mm single-lens reflex AE (Automatic Exposure) camera with focal plane shutter
- **Picture Size:** 24x36mm
- **Standard Lenses:** Canon FD 50mm f1.4, FD 50mm f1.8
- **Interchangeable Lenses:** FD series for AE photography; FL series and R series for stopped-down metering
- **Viewfinder:** Fixed eye-level pentaprism
- **Field-of-View:** 93.5% vert. and 96% hor. of actual picture area; 0.86 magnification at infinity with standard 50mm lens
- **Finder Information:** Aperture scale with meter needle, overexposure warning mark, stopped-down metering/battery check index mark, flashing red LED indicates light is outside meter coupling range or underexposure warning, flashing red "M" indicates camera is in manual mode
- **Focusing Screen:** Center split-image rangefinder surrounded by microprism ring and ground glass/fresnel field
- **Eyepiece Accessories:** Angle finders, magnifier, 10 strengths of dioptic adjustment lenses, eyecup
- **Mirror:** Extra-large, shockless instant-return type
- **Shutter:** Focal-plane shutter with speeds electronically controlled from 2 to 1/1,000 sec. and B; X synchronization at 1/60 sec.
- **Shutter Speed Dial:** Concentric with film transport lever; B 1-1/1,000 sec. white marking
2 sec. orange marking
safety guard partially surrounds the dial to prevent unintentional dial movement
- **Self-Timer:** Electronically controlled; set by moving the lever around the shutter button forward; 10 sec. delay gained after pressing shutter button; red LED flashes while self-timer is in operation
- **Exposure Adjustment:** Variable Aperture (shutter-preferred) AE with FD lenses. The aperture is adjusted automatically after shutter speed and ASA are set. Central Emphasis (donut shaped) Metering gives an average reading of the screen brightness with more emphasis on the center portion, utilizing wide range Silicon Photocell
- **Exposure Meter Range:** EV 1 (f 1.4, 1 sec.) to EV 18 (f 16, 1/1,000 sec.) with ASA 100 film

- **Film Speed Range:** ASA 25-3,200
- **Function of Lenses:** FD lenses: full aperture metering, coupled with automatic diaphragm and AE operation. FL lenses: stopped-down metering, coupled with automatic diaphragm. R lenses: stopped-down metering, manually-operated diaphragm
- **Power Source:** One 6V silver oxide battery (# 544)
- **Battery Check:** Meter needle swings down below index in finder (f/5.6) when battery check button is depressed if power is sufficient
- **AE Reading Override:** + 1.5 f/stops for backlighting
- **Flash Synchronization:** X synchronization at 1/60 sec. or below
- **Flash:** Built-in flash hot shoe has direct contacts for Dedicated Canon Speedlites without cord attachments, or for conventional electronic flash without cord attachments. Conventional PC outlet is at front of camera body
- **Exclusive Flash Circuit:** Automatically adjusts aperture and shutter speed (to 1/60 sec., regardless of the speed on shutter speed dial) when computerized Canon dedicated Speedlites are attached.
- **Dedicated Canon Speedlites:** A wide range of dedicated Speedlites are available for use with the Canon AE-1. All of them automatically select the proper aperture for flash photography and set the AE-1's shutter to 1/60th second flash synchronization speed regardless of the position of the shutter speed dial.
- **Lens Mount:** Canon breech-lock mount.
- **Depth-of-Field Preview:** Possible with depth-of-field stop down lever at right (seeing the camera from front) of lens mount
- **Film Loading:** Easy film loading with multi-slot take-up spool, back cover opens by pulling up the film rewind crank
- **Winding Lever:** Single or multiple stroke, 120° throw, 30° standoff
- **Film Rewinder:** Performed by the rewind button and crank
- **Frame Counter:** S-1-38; automatically resets when back cover is opened, counts backwards sequentially as film is rewound
- **Size:** 141x47.5x87mm (5-9/16"x1-7/8"x3-7/16") body only
- **Weight:** 590g (1 lb. 5 oz.) body only, 825g (1 lb. 13 oz.) with FD 50mm f1.4 lens.

Subject to change without notice.

SELLING POINTS



INSTANT RESPONSE SHUTTER PRIORITY AUTOMATIC EXPOSURE

- Even someone who's never used a fine camera will take perfect pictures with the automatic AE-1. To get excellent results, just select the proper ASA setting, pick a convenient shutter speed, focus and shoot. The AE-1 picks the right aperture every time.
- Most experienced photographers prefer shutter-priority automation, since they always know that the shutter speed will be high enough to prevent unwanted camera motion or subject blur.
- Because of the extremely high reaction speed of the AE-1's silicon photocell, the user is virtually certain to get exposures that are exact, even with rapidly changing lighting situations.
- A miniaturized "computer" Central Processing Unit (CPU) in the AE-1 handles all signal information in the camera, and makes it respond instantly.

TWO-STEP ELECTROMAGNETIC SHUTTER RELEASE BUTTON

- One button controls all the camera's automatic functions. When it's depressed partway, it activates the exposure meter whose information is immediately shown in the finder. Full depression "locks in" the AE setting selected by the meter, and triggers the electromagnetic shutter. Because it's an electromagnetic release, it requires significantly less pressure than previous designs of this type. And, because its operation is sequential, it preserves energy from the battery.

EXPOSURE COMPENSATION FOR BACKLIT SITUATIONS

- In backlit situations, or in the snow or at the beach, a button on the AE-1 conveniently gives an increase of +1.5 f-stops when pressed.
- A special preview lever is also provided for checking depth-of-field.

EASY-TO-READ VIEWFINDER APERTURE DISPLAY

- The AE aperture setting is clearly displayed in the viewfinder when the shutter button is initially depressed. The aperture scale includes two red warning zones indicating the automatic coupling range limit when using lenses with f/16 or f/22 minimum apertures.
- A flashing red LED indicator also shows when the lens in use has a slower maximum aperture than that indicated on the scale, so the user must select another shutter speed for proper exposure.

EXCEPTIONAL BATTERY ECONOMY

- Thanks to unique construction, sequential electronic functioning (not all circuits are "on" at the same time) and special electromagnet design, the AE-1 gives outstanding power cell life — approximately one year with its 6V silver oxide battery.

ELECTRONIC SELF-TIMER

- Solid-state circuitry replaces a conventional mechanical self-timer in the AE-1. When a lever at the shutter button is cocked, the release of the shutter causes a ten-second delay before the shutter is fired. During the delay, a red LED signal flashes to indicate the self-timer's operation.
- A special cancellation button (which also serves as the battery check button) is provided which will stop the self-timer and cancel all AE functions of the camera — the "locked in" exposure reading taken when the self-timer is started will be "erased".
- The self-timer can be overridden at any time by returning the lever to the "rest" position, firing the shutter.

FLASHING LED INDICATORS


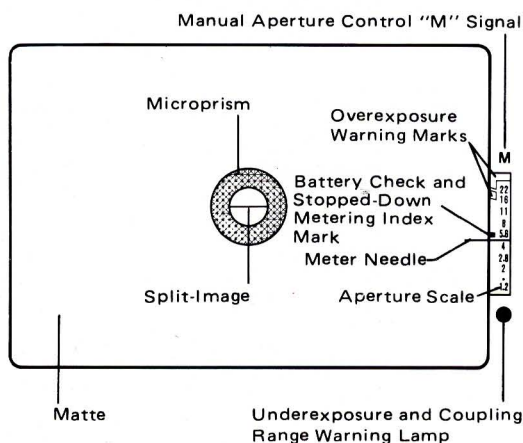
- Red flashing LED's (Light-Emitting Diodes) are used extensively in the AE-1 as indicators for self-timer operation, manual ("M") aperture operation and underexposure warning.


BUILT-IN BATTERY CHECK

- The condition of the battery can be easily checked by pressing a button. When it has sufficient power, the meter needle in the aperture scale will fall below the indicator, or f/5.6.

HUMAN ENGINEERING

- Because of its extensively electronic construction (20% fewer mechanical parts than conventional SLR's) the AE-1 is consequently much smaller and lighter in weight than other 35mm AE cameras.
- All controls are designed for superb ease in handling, with control buttons falling perfectly into place, and all key controls being ideally located. Even the battery chamber cover has a ridge which serves as a comfortable grip for the fingers of the right hand during shooting.
- All numbers (shutter speeds, ASA settings and frame numbers) are extremely legible, compared with conventional SLR's.





LARGE SHUTTER-SPEED DIAL WITH GUARD

a. The shutter-speed dial is concentric with the film winding lever, and particularly large so that it can be operated with the right index finger without taking the eye from the viewfinder window. A protective guard prevents unintentional movement of the dial, and the ASA ring in green is located underneath.

COMFORTABLE, SHORT-THROW WINDING LEVER

a. The AE-1's winding lever has a short, 120° throw and may be ratcheted. It features a molded plastic tip for extra comfort.
 b. For extra-fast operation, when the Power Winder A is not used, the winding lever will fire the shutter at the end of its stroke, when the shutter button is held in its depressed position.

SPECIAL PROTECTION AGAINST THE ELEMENTS

a. The AE-1 is especially well sealed against dust, sand and water. The battery chamber door is baffled to resist penetration, and the contacts between the AE-1 and Power Winder A are protected by a small rubber gasket.

RAPID SEQUENCE SHOOTING WITH THE POWER WINDER A

a. The Power Winder A is a small electric motor which can be used with the AE-1 either for single shot operation or continuous operation at a rate of up to 2 frame-per-second. It attaches to the AE-1 with a simple screw, and is quite light in weight and compact, because much of the signalling information comes from the camera itself.
 b. When the shutter is locked (via cable release) and selftimer activated with the Power Winder A in place, the AE-1 will automatically make one exposure every ten seconds.
 c. An LED indicator on the Power Winder A indicates when battery power is insufficient, as well as indicating the end of the roll of film in use.

CANON DEDICATED SPEEDLITES

a. A wide variety of Canon Dedicated Speedlites are available for use with the Canon AE-1. Each contains special circuitry designed to mate with the exposure control system of the AE-1 to automatically select the proper aperture for flash photography when they are turned on and the ready-light is activated, indicating a fully charged condition. In addition, attaching a Canon Speedlite to the AE-1 automatically sets the camera's shutter speed to 1/60th second for proper flash synchronization regardless of the setting on the AE-1's shutter speed dial! Should the shutter be released before the ready-light comes on, the AE-1 will revert to AE operation for proper available light exposure.
 b. Canon Speedlites are the energy-saving, thyristor-type and they are particularly well suited for use with the Power Winder A when close to the subject. The more powerful units, like the 177A and 199A will allow continuous shooting at 2 fps. with the Power Winder A.
 c. The 155A and 177A Speedlites offer a choice of two working apertures, while the 199A, 533G and 577G models offer a choice of three different apertures. Choosing an aperture on the color-coded controls of these Speedlites automatically sets the proper aperture on the AE-1 when the ready-lights indicate a fully charged condition.

DATA BACK A CLASSIFICATION SYSTEM

a. The AE-1's back is removable, to accept the exclusive Data Back A which will imprint on the film information such as the year, month and day or other information. Three dials permit entering a maximum of 6 digits in the lower right corner of the frame, imprinted by a built-in neon lamp when the shutter is released.
 b. Three light-intensity settings allow perfect imprinting according to the type of film in use.
 c. More than 8,000 exposures are possible with data using the Data Back A and one mercury battery.

UNSURPASSED SERIES OF CANON LENSES


a. Nearly fifty superb Canon FD lenses are available for use with the AE-1. Each is critically sharp, contrasty and free from color and other aberrations.
 b. Exclusive Canon Super Spectra multi-layer Coating insures maximum freedom from flare, top color correction and improved contrast.
 c. All Canon lenses are as compact as possible, for added convenience in traveling and handling.

COMPLETE LINE OF ACCESSORIES FOR ANY APPLICATION

a. Like all Canon SLR's, the AE-1 accepts accessories for any type of photography, from macro work to astronomical photography.



NOMENCLATURE



MAIN ACCESSORIES



Canon FD Lenses

- World-renowned sharp pictures with high resolution
- Faithful color rendition with Spectra and Super Spectra Coatings
- Canon Breech-lock mount for quick lens changes
- Compact, lightweight design for easy handling
- Extremely wide selection for all purposes in photography


Power Winder A

- Quick, accurate attachment to the AE-1 and connection to its automated controls
- Continuous shooting at speed of up to two frames per second
- Sequence or frame-to-frame shooting control by simple to-and-fro pressure on the camera's shutter release button.



Speedlite 199A

Speedlite 177A



Power Winder A



Data Back A

- Simultaneous recording of data with each exposure
- Provision for manual imprinting of data
- Maximum data capacity of 6 digits and use of some letters in the alphabet in combination
- Selection switch to assure clear impression of data for different film types

Speedlite 577G

The Canon Speedlite 577G is an extremely powerful handle-mount flash unit with external power supply designed expressly for professional use. The 577G is an energy-saving, thyristor-type flash unit featuring three automatic flash ranges plus automatic bounce flash and a high guide number of 157 with ASA 100 film. A remote flash sensor mounts on the camera's accessory shoe to provide accurate automatic exposure control regardless of the position or bounce angle of the flash, even when it is used off-camera or aimed away from the subject, eg: into a flash umbrella, etc.

Speedlite 533G

The handle-mount Speedlite 533G is a powerful, professional-type flash unit designed for serious amateur and professional photography. The 533G is an energy-saving, thyristor-type flash featuring three automatic flash ranges plus automatic bounce flash and a high guide number of 118 with ASA 100 film. A remote flash sensor mounts on the camera's accessory shoe to provide accurate automatic exposure control regardless of the position or bounce angle of the flash, even when it is used off-camera or aimed away from the subject, eg.: into a flash umbrella, etc.

Speedlite 199A

The most powerful shoe-mount Canon Speedlite featuring a Guide No. of 100 with ASA 100 film, the 199A is a thyristorized bounce flash that features three automatic ranges plus Manual. Providing sufficient light for almost any photographic situation, the 199A is the ideal match for the Canon A-1.

Speedlite 177A

The Canon Speedlite 177A features a powerful Guide No. of 82 with ASA 100 film, and offers two automatic ranges for creative control of depth-of-field. Energy-saving thyristor circuitry offers almost instantaneous recycling on automatic.

Speedlite 155A

The 155A is a compact automatic flash unit featuring a Guide No. of 56 at ASA 100. The 155A offers the photographer two automatic flash ranges plus Manual.

Speedlite 133A

The most economical Canon Speedlite provides the photographer with two auto ranges and is light and small enough to be carried anywhere. Adequate for most in-home photography.

For complete specifications and additional information about Canon Dedicated Speedlites, please see page SG3-D3

Canon Power Winder A

Specifications

Winding Speed: Up to two frames per second for sequence shooting. Single-frame winding for intermittent shooting possible.

Operation: Activated by the shutter release button.

Shutter Speed Coupling Range: 1/60 to 1/1000 sec. for AE sequence shooting. "B" or 2 to 1/1000 for single-frames. No AE photography at "B".

Frame Counting: Frame counter of the camera shows the number of frames run.

Safety Circuit: When the film is completely

wound or when the battery power fails, the Power Winder A automatically stops and its LED flashes.

Power Source: Four AA size batteries (over 20 rolls of 36-exposures films under normal temperature and with fresh batteries).

Attachment: The Power Winder A fastens to the tripod screw at the bottom of the camera.

Size: 141mm W x 42mm D x 34mm H

Weight: 300g (including batteries)

Accessories: Carrying case and Battery Pack A (spare)

Canon Data Back A

Specifications

Attachment: To camera's back after removal of the back cover.

Data Setting: Done by three rotating dials.

Right Dial: 32 figures and blank (0 to 31 and □).

Center Dial: 39 figures and blank (0 to 31, A to G and □).

Left Dial: 39 figures and blank (0 to 9, 78 to 89, Roman numerals to X, a to g, and □).

Data Imprinting: By special synchronization cord and built-in lamp. Manual imprinting of the data with the manual imprint button.

Exposure Adjustment: Three different positions. Black and white and 2 color positions.

Color 1: ASA 64 to 160 color films.

Color 2: ASA 25 to 50 color films.

Indicator Lamp: LED lamp indicates data imprinting.

Power Source: One 6V silver oxide battery #544; good for 5,000 flashes or one year use.

Size: 145mm W x 33mm D x 54mm H

Weight: 160g (including battery)

Accessories: Special synchronization cord and case.

QUESTIONS & ANSWERS

- Why is the AE-1 so different from all the other AE SLR's?

The AE-1 is substantially different from conventional AE and TTL SLR's because of the technology involved in its production and design.

Until very recently, no technology existed that could further reduce the size of the electronic components used in an all-electronic AE camera like the AE-1. But thanks to recent breakthroughs in making integrated circuits for computers, special IC's are incorporated in the AE-1 which offer ten times the functional capability for the same area as a conventional IC. The result is a camera that has outstanding performance with fewer mechanical parts and smaller size than almost anything else available.

- How can the AE-1 be so good when it is so relatively inexpensive?

The same technological breakthroughs that make it smaller and more compact also serve to reduce the production price of the AE-1 and this savings is passed directly on to you. Because the AE-1 is composed of only five major and twenty-five sub-assemblies, it can be assembled automatically. And, a special machine at Canon has the capability of performing 230 quality control checks in 7 seconds on the camera. Therefore cost is reduced and quality is uniformly excellent.

- Isn't the AE-1 less rugged than other SLR's because it's more complicated?

Not in the least. It is because many of the mechanical parts (which often wear and malfunction in some conventional cameras) have been eliminated from the AE-1 that it is even more rugged and dependable than other SLR's. In fact, should the camera ever need repair, it is quite easy and simple to do so, thanks to its "layered" and modular construction. Because it has fewer moving parts, it is especially resistant to problems caused by shock and rough handling.

- Hasn't the 6V silver oxide cell used in the AE-1 been known for its lack of long life?

In the past, yes — but that's because of the type of cameras it's been used in. The AE-1 has several ingenious energy saving features that will prolong the life of its silver oxide cell to a duration comparable with regular mercury button cells — a year or more.

In operation, the circuits in the AE-1 go through sequential rather than concurrent operation. In other words, from the time the shutter button is pressed until the exposure is completed, different circuits are activated, while others are shut off. This is an excellent way to preserve energy. In addition, the main electromagnet is connected to a permanent iron magnet. When current passed through the electromagnet, it releases the permanent magnet, setting the AE functions to work. Other camera designs are such that when the electromagnet is turned on, it must exert enough force to attract a piece of iron or steel. This required considerably more power than the system in the AE-1.

- Can I trust an AE camera? Is automatic operation really worthwhile? Creative?

Yes. Yes. Yes. The metering system in the AE-1 has been designed through exhaustive testing of actual exposure situations. Its center-weighted sensitivity (and extremely wide metering range, thanks to the silicon photo cell) is ideal for getting outstanding exposures under almost any lighting conditions. When difficult lighting is encountered, a +1.5 f/stop increase was found to give just about perfect compensation for backlighting and snow or beach scenes.

Automatic operation is definitely worthwhile and it is definitely the direction all SLR design is headed. Why? Because it makes sense. No one says you have to be technician to be a great photographer. It combines the ease of operation of box cameras with sophistication of the most highly-regarded SLR's, with a complete line of fine lenses for all the flexibility you'll ever need.

The AE-1 is made precisely for creativity. When you're really involved with your subject, most photographers agree that the less a camera demands from them, the better — because they can concentrate on the content, composition and action. It's the nearest thing to not using a camera at all.

● **What's the difference between the AE-1 and the other Canon SLR's?**

All Canon SLR's share the same lenses and accessories. And, they share the same excellent quality that has made Canon famous. Because of its unique new technology, the AE-1 has some operational features not found on other Canon SLR's — and lacks some features, too. The best Canon is the Canon that's best for you and fits your shooting habits.

● **Why is the Power Winder A so small?**

Unlike conventional motorized winders, the signalling circuitry for the Power Winder A is not in the winder, but in the camera body of the AE-1 itself. The Power Winder A is therefore a very simple -- and inexpensive -- piece of equipment. It contains a motor, gears and power supply.

● **Are Canon Dedicated Speedlites really superior to other auto flash units on the market?**

Yes, indeed. Canon Dedicated Speedlites were specially-designed for use with Canon "A" Series cameras, like the AE-1. To get perfect flash exposures, attach a unit like the 177A to the camera, turn it on, focus and shoot. That's it! Shutter speed and lens aperture are both automatically set for proper exposures when Canon Speedlites are used. Should the AE-1's shutter be released before the Speedlite is ready to fire, the camera will be switched back to standard AE operation automatically. It's almost impossible to get a bad picture when a Canon Speedlite is used!

NOTE: Additional information on Canon Speedlites may be found on page SG3-D3

● **What are the differences between the conventional mechanical shutter and the AE-1's electronic shutter?**

In a conventional mechanical shutter, shutter speed is regulated through the mechanical operation of gears, cams and springs that control the duration of exposure before the second shutter curtain closes. However, with the AE-1's electronic shutter, the duration of exposure is controlled by an electronic circuit. With an electrical signal transmitted from the mirror mechanism, the first curtain is released from its starting position and travels across while the second curtain is still retained by an electromagnet. After the preset time, the second curtain closes upon receiving the signal from the second curtain electromagnetic release.

● **What makes the AE-1's viewfinder so bright?**

Two things. First, it is a newly-designed screen, specially molded from acrylic. It combines the best of both worlds — brightness and focusing accuracy. If a screen is too bright, it offers focusing problems. Second, the AE-1 uses an exceptionally large mirror. There is no mirror cutoff in the finder, even with lenses as long as the FD 400mm f/4.5 S.S.C. With longer lenses, or at apertures smaller than f/5.6 (with lenses from 300mm up) there is only slight cutoff — quite an accomplishment in a camera this compact.

ACCESSORIES

VIEWFINDER ACCESSORIES

CODE NO.	DESCRIPTION
5-40701-00	Magnifier S
5-41041-00	Magnifier Adaptor S
5-40712-00	Angle Finder A-2
5-40711-00	Angle Finder B
5-59212-00	Eye Cup 4S

DIOPTRIC ADJUSTMENT LENSES

5-05072-00	Dioptric Adjustment Lens S (+3)
5-05073-00	Dioptric Adjustment Lens S (+2)
5-05051-00	Dioptric Adjustment Lens S (+1.5)
5-05075-00	Dioptric Adjustment Lens S (+1)
5-05076-00	Dioptric Adjustment Lens S (+0.5)
5-05041-00	Dioptric Adjustment Lens S (0)
5-05078-00	Dioptric Adjustment Lens S (-0.5)
5-05079-00	Dioptric Adjustment Lens S (-2)
5-05081-00	Dioptric Adjustment Lens S (-3)
5-05082-00	Dioptric Adjustment Lens S (-4)

FLASH AND ACCESSORIES

C50-0381-221	Speedlite 533G Set (consists of Speedlite 533G, Sensor Unit G-20, One-Touch Bracket G, Wide Adaptor 533G-24, Battery Magazine 533G)
C50-0391-211	Speedlite 577G Set (consists of Speedlite 577G, Sensor Unit G-20, One Touch Bracket G, Wide Adaptor 577G-24)
C50-1561	Battery Magazine for 533G
C50-1501	One-Touch Bracket G
C50-1491	Sensor Unit G20
C50-1492	Sensor Unit G100
C50-1541	Wide Adaptor 533G-24
C50-1543	Wide Adaptor 577G-24
C50-1542	Wide Adaptor 533G-20
C50-1544	Wide Adaptor 577G-20
C50-1545	Tele Adaptor 533G
C50-1546	Tele Adaptor 577G
C50-1547	Adaptor G for Motor Drive MF
C50-1571	Battery Magazine TP
C50-0581	Ni-Cd Pack TP
C50-1557	Ni-Cd Charger TP
C50-1521-221	Transistor Pack G Set (w/Ni-Cd Pack TP, Ni-Cd Charger TP, Power Cord)
C50-1521-311	Transistor Pack G Set (w/Battery Magazine TP, Power Cord)
C50-0321-211	Speedlite 199A Set in case w/wide adaptor
C50-0361-211	Speedlite 177A Set in case w/wide adaptor
C50-0311-201	Speedlite 155A Set in case
C50-0371-201	Speedlite 133A Set in case
C50-1411-001	Synchro Cord A
C50-1481	Wide Adaptor for 199A
CA4-2332	Wide Adaptor for 177A

WINDER AND ACCESSORIES

C51-9331-001	Power Winder A in case
C58-5411-011	Battery Pack A for Power Winder A

DATA BACK

C51-9351-001	Data Back A
--------------	-------------

MISCELLANEOUS ACCESSORIES

5-03111-00	Camera Holder F
5-63061-00	Canon Release 30
5-63062-00	Canon Release 50
C58-5471-011	Canon External Battery Pack A Set (including Battery Pack A, Battery Cord C-A and Battery Cord PW) for Power Winder A

C58-5471-001	Canon External Battery Pack A
C64-0014-001	Battery Cord C-A
CG4-0015-001	Battery Cord PW

CASES

C46-0991	Case S for AE-1 (for FD 50mm f1.4, f1.8)
C46-0992	Case L for AE-1 (FD 55mm f1.2 S.S.C.)
4-10000-S1	Compartment Case A
4-10000-S3	Compartment Case DL
C46-0994	Action Case A
C46-1101	Case HA-2 for AE-1 (for FD 35-70mm f4)

CLOSE-UP & PHOTOMACROGRAPHY ACCESSORIES

C26-1151-211	Canon Macrophoto Lens 20mm f3.5 in plastic case
C26-1161-211	Canon Macrophoto Lens 35mm f2.8 in plastic case
C55-9044-211	Canon Auto Bellows (including Double Cable Release)
C42-6511	Canon Double Cable Release
C55-9182-011	Canon Duplicator 35-55R (including Roll Film Stage and Attachment Ring 55) for Auto Bellows
C55-9182-012	Canon Duplicator 35-52R (including Roll Film Stage and Attachment Ring 52) for Auto Bellows
C42-6591	Canon Duplicator 16 for Auto Bellows
C42-6581	Canon Duplicator 8 for Auto Bellows
C42-6571	Canon Roll Film Stage for Duplicator 35
C42-6541	Canon Macro Stage for Auto Bellows
C42-6501	Canon Macro Auto Ring
C42-6521	Canon Focusing Rail for Copy Stand 4
4-25323-01	Extension Tube FD50 Universal in case
4-25324-01	Extension Tube FD25 Universal in case
4-25325-01	Extension Tube FD15 Universal in case
4-20601-20	Canon Copy Stand 4
4-25901-03	Canon Handy Stand F52 set
4-26201-20	Canon Photomicro Unit F
4-25117-00	Canon Macro Hood
C50-0301-221	Canon Macrolite ML-1 Set (including Macrolite ML-1, Wide Adapter ML-1, Macrolite Adapters 55 and 52, Tightening Rings 55 and 52)
Y12-6725	Wide Adaptor ML-1
Y19-0165	Macrolite Adaptor 55
Y19-0166	Macrolite Adaptor 52
Y12-6756	Tightening Ring 55
Y12-6758	Tightening Ring 52
4-25301-00	Canon Extension Tube A
4-25302-00	Canon Extension Tube B
4-25303-00	Canon Extension Tube C
4-25304-00	Canon Extension Tube 25
4-25313-00	Canon Extension Tube 150
4-25315-00	Canon Extension Tube FL15
4-25321-00	Canon Extension Tube FL25
4-25316-01	Canon Extension Tube M Set
4-25316-00	Canon Extension Tube M5
4-25317-00	Canon Extension Tube M10
4-25322-00	Canon Extension Tube M20
4-25403-00	Canon 55 Macrophoto Coupler
C42-5731	Canon FL52 Macrophoto Coupler
4-25711-00	Canon FL58 Macrophoto Coupler
4-25721-00	Canon FL55 Macrophoto Coupler
5-42011-00	Canon Lens Mount Converter A
5-42021-00	Canon Lens Mount Converter B
5-42031-00	Canon Lens Mount Converter E

5-42071-00	Canon Lens Mount Converter P
0-00000-33	Canon Lens Mount Converter N
C-54-3234	Canon 58mm Close-Up Lens 500T
5-43231-01	Canon 58mm Close-Up Lens 450
5-43241-01	Canon 58mm Close-Up Lens 240
5-43251-01	Canon 48mm Close-Up Lens 450
5-43331-01	Canon 48mm Close-Up Lens 240
5-43571-00	Canon 55mm Close-Up Lens 450
5-43561-00	Canon 55mm Close-Up Lens 240
C54-3731	Canon 52mm Close-Up Lens 240 in plastic case
C54-3741	Canon 52mm Close-Up Lens 450 in plastic case
5-59042-20	Canon Bellows FL
5-59181-01	Canon Slide Duplicator 55 for Bellows FL
5-59181-02	Canon Slide Duplicator 52 for Bellows FL
CA4-2430	Attachment Ring 52 for Handy Stand F
43-6370	Attachment Ring 48 for Slide Duplicator
CA4-2418	Attachment Ring 52 for Slide Duplicator
43-6371	Attachment Ring 55 for Slide Duplicator
43-6372	Attachment Ring 58 for Slide Duplicator
CA4-2420	Manual Diaphragm Adaptor
CS5-9271	Step-up Ring 52-55

UNDERWATER HOUSING

C56-7051-221	Canon Marine Capsule A set (including Marine Capsule A Body, O Ring and Grease, Front Housing MCA S, 52mm Close-Up Lens 240, Focus Adaptor MCA No. 6, Aperture Ring Adaptor MCA Type A and Carrying Case for Marine Capsule A)
C56-7051	Canon Marine Capsule A Body (including O Ring and Grease)
CS1-0312	Focus Adaptor MCA No. 6
CS1-0304	Aperture Ring Adaptor MCA Type A
C48-6311	Carrying Case for Marine Capsule A Set
C56-7062	Front Housing MCA Type S
C56-7061	Front Housing MCA Type FE
C56-7063	Front Housing MCA Type T
XG9-0075	O Ring and Grease
CS1-0035	Aperture Ring Adaptor MCA Type B
CS1-0315	Aperture Ring Adaptor MCA Type C
C54-3751	72mm Close-Up 240
CS1-0307	Focus Adaptor MCA No. 1
CS1-0308	Focus Adaptor MCA No. 2
CS1-0309	Focus Adaptor MCA No. 3
CS1-0310	Focus Adaptor MCA No. 4
CS1-0311	Focus Adaptor MCA No. 5
CS1-0313	Focus Adaptor MCA No. 7
CS1-0314	Focus Adaptor MCA No. 8

BODY COVER

4-52021-00	Camera Cover R-F
------------	------------------

STRAP

5-61141-00	Neck Strap 7 with pad
9-00700	The ABC's of Picture-Taking Ease

PLEASE NOTE: For further information on accessories please see the sections as follows:

Sect. 2: Canon Interchangeable Lenses

Sect. 3: Canon SLR System Accessories

Sect. 6: Cross-Reference Charts (including Canon Filters, Cases, Etc.)