

A new generation.

# Canon AT-1



Conventional photography  
redefined







# Personal Control in System Photography.

A forerunner in technological breakthroughs in the photographic industry, Canon revolutionized the whole concept of the SLR camera with the development of the Canon AE-1, the automatic exposure camera with the most sophisticated electronics that place all camera functions under the control of one finger.

Together with this camera, hailed the world over as a new generation SLR, Canon developed a truly superb camera designed particularly for those who prefer a more direct involvement in the art of picture taking. For the photographer who prefers to go it all on his own with match-needle exposure control, the Canon AT-1 offers the same precision engineering, reliability and ease of handling to satisfy even the most demanding expert or amateur.


Perfect metering accuracy for variable subject situations by means of matching needles in the bright viewfinder, silent electromagnetic shutter release, power film winding, automatic flash are further enhanced by the ability to use all the fabulous Canon FD and FL lenses and a host of accessories for any photographic situation.

You just choose either the diaphragm aperture or the shutter speed for the subject you want, and the highly sensitive metering system responds as you match the needles for a perfectly exposed photograph. The Canon AT-1 is the camera for those who want to strike it on their own and be sure of getting that once-in-a-lifetime shot.




# Superior Quality in Every Detail.



- 1 Shutter Dial Guard
- 2 Film Speed Set Ring
- 3 Self-Timer Lamp
- 4 Aperture Signal Coupling Lever
- 5 Flash Terminal
- 6 Finger Grip Bar/Battery Chamber Cover
- 7 Stop-Down Coupling Lever
- 8 Lens Speed Adjustment Pin
- 9 Stop-Down Lever
- 10 Shutter Speed Dial
- 11 Film Advance Lever
- 12 Synchronization Contact
- 13 Film Plane Indicator
- 14 Main Switch/Battery Check Lever
- 15 Film Rewind Crank
- 16 Film Speed Window
- 17 Frame Counter
- 18 Shutter Release Button
- 19 Electronic Self-Timer Lever/Shutter Release Lock
- 20 EE Lock Pin
- 21 "A" Mark and Aperture Ring
- 22 Breech-Lock Mount Ring
- 23 Depth-of-Field Scale
- 24 Distance Scale
- 25 Focusing Ring








- 26 Viewfinder
- 27 Memo Holder
- 28 Back Cover
- 29 Winder Terminals
- 30 Tripod Socket
- 31 Film Rewind Button
- 32 Winder Coupler Cover
- 33 Winder Guide Hole
- 34 Aperture Signal Lever
- 35 Full Aperture Signal Pin
- 36 Reserved Pin
- 37 Automatic/Manual Aperture Lever
- 38 EE Switch Pin







# Tools for Creation with Precision.




**Shutter Speed Dial with Speeds from 2 Seconds to 1/1000 of a Second plus "B"**  
This especially large shutter speed dial is very easy to handle and has a protective guard to prevent accidental movement of the dial. The outer ring of the dial provides the ASA settings. In addition, all shutter speeds are electronically controlled.



**Rapid, 120° Film Advance Lever**  
This short-throw film advance lever with a 30° stand-off position gives smooth film advance, excellent for action photography. Another feature is its comfortable plastic tip, molded to fit your thumb perfectly.



**Electromagnetic Shutter Release Button with Shutter Lock**  
The electromagnetic shutter release minimizes vibrations and provides for smoother shutter release. A shutter lock lever prevents unintentional shutter release. A safety device will also prevent the shutter from being released if the battery's power level is insufficient.



**Electronically Controlled Self-Timer**  
After pushing the self-timer lever forward, the self-timer can be activated by the shutter release button. The shutter will be released after a 10-second lag and a red LED lamp will flash to indicate its operation.




**Handy Finger Grip Bar**  
To provide a steadier hold of the camera in action situations, one end of the battery chamber cover has a raised bar to provide a sure, firm finger grip.



**Stop-Down Lever**  
To check the depth-of-field, slide the stop-down lever in until it locks and then look in the viewfinder. Full aperture metering can be restored by pressing the lever's release button.





#### Battery Check

In order to check the battery, turn the main switch/battery check lever as far to the left as possible to the "C" index mark located on the outer side of the rewind crank. When looking in the viewfinder, if the needle swings higher than the battery check index mark, voltage is sufficient.



#### Accessory Shoe

An accessory shoe having a synchronization contact and automatic flash control contact is found on the top of the camera. There is a JIS-B type flash terminal on the front of the AT-1 for flash units requiring cord. A protective rim prevents electrical shock.



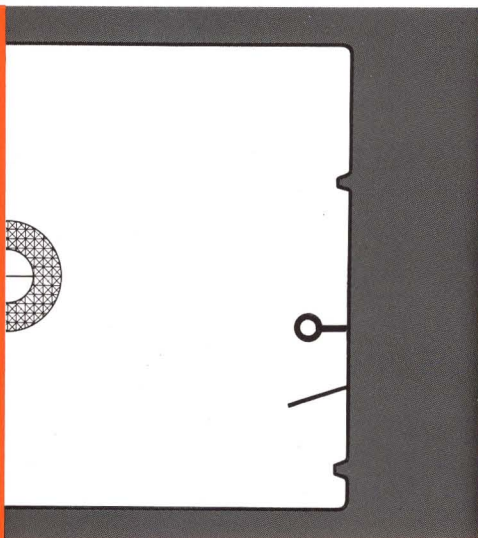
#### Long-Lasting, 6V Battery

Only one compact, 6V silver oxide battery is required to power the AT-1. The battery provides enough power for 20,000 shutter releases or one year under normal use.



#### Convenient Memo Holder

On the back of the camera, a memo holder for keeping data such as film speed and shooting location is provided. The film box end may be torn off and inserted into the holder.



#### Viewfinder Information

In the center of the AT-1's viewfinder is a split-image/microprism rangefinder and to the right are found the meter and aperture needles. The proper exposure metering range zone is located between the index marks in the upper and lower right. The one on the upper right also serves as the battery check index mark.



#### Canon Breech-Lock Mount

As with every high-quality Canon's SLR camera, the AT-1 also utilizes the exclusive breech-lock mount to enable rapid change from one excellent FD lens to the next.




# The Pleasure of a New Involvement in Creative SLR Photography.





ent



A leader in photographic technological breakthroughs, Canon amazed the photographic world with the introduction of the total electronic control camera, the AE-1, with the most advanced electronics applied to optics in the world. Now, having the same dependability, accuracy and smooth performance as the AE-1, a new camera, the AT-1, has been developed for photographers who look for a more personal control over their own photography.

The 120° film advance lever with a 30° stand-off angle and tip molded to the shape of your thumb is once again available on the AT-1 to provide rapid film advance. And the finger grip bar is not only a convenient place to rest your fingers but also supplies a firm grip that eliminates unwanted camera movement. With the AT-1 there is no complex gadgetry to decide for you what aperture or shutter speed to use. In addition, the large shutter speed dial has an extremely wide range of shutter speeds from 2 seconds to 1/1000 of a second. Because everything is up to your own judgement and creativity, photography with the AT-1 means total personal involvement.

You can always rely on the AT-1's exposure metering. Just look in the viewfinder and line up the two needles located to the right. You will get a

perfect exposure every time. And with only two needles and two index marks, the viewfinder offers an exceedingly unobstructed view of your subject. For real involvement in creative SLR photography, it is the AT-1.



# The Utmost in Operation and Handling Ease.

The AT-1 is a remarkably lightweight SLR camera with a superb design that makes it feel like an extension of your body. Extreme care has been taken to mold this camera to the actual shape of your hands. All of the AT-1's many controls have been arranged within easy reach. There is no searching for controls which may mean missing a chance for a great picture. And several of its features perform two or more functions. For example, turning the main switch to the "C" index mark enables the battery power to be checked and turning it to "OFF" will cancel the self-timer operation; and the shutter release button's collar serves as the shutter lock as well as the self-timer lever. To facilitate rapid, error-free photography, the Power Winder A and Speedlite 155A feature direct contacts which couple instantaneously to all the camera functions.

The 120° film advance lever of the AT-1 is the shortest film advance available in an SLR camera of this quality. It is a big plus in action photography as it allows you to rapidly advance the film for the next shot. Also, the smooth action of this lever provides operation completely free of any malfunctioning. And the tip has been molded to fit the shape of your thumb to further facilitate smooth operation.

Furthermore, the film advance lever offers a 30° stand-off angle, always ready to help the photographer keep pace with the subject. The film can also be advanced in a rapid succession of short strokes.

To use the self-timer you just simply have to push the self-timer lever forward and then press the shutter release button. The red LED placed underneath the lever will flash on and off and after a 10-second lag the shutter is released. The self-timer can also be cancelled while in operation by setting the main switch to the "OFF" position. Taking self-portraits, inclusion of yourself in a photograph, and using the self-timer in place of a cable release are just some of the uses of this device which gives you further personal freedom and control over your own photography.

To enhance the advantages of the AT-1 as a lightweight and compact camera, a special finger grip was designed to




enable better stability, especially useful in fast action or slow shutter-speed situations. Your fingers have a tighter, steadier grasp with the added support of the finger bar molded on top of the battery chamber. That extra steadiness helps you to eliminate camera movement which could ruin a perfect shot. In addition, because of the amazing precision with which all parts of the

to obtain optimum exposure.

With Canon FD lenses, the meter needle is coupled to the shutter speed, aperture value, brightness of the subject and film sensitivity, for perfect full aperture metering.

The meter needle and circular aperture needle are found to the right of the viewfinder while the split-image focusing screen with microprism is in the



AT-1 have been built, interchangeability of the many Canon accessories can be accomplished with a maximum of smoothness and speed. This is especially important in fast action situations when there is no time even for the slightest hesitation in attaching an accessory. And when any of the system accessories is used, none of the amazing ease of handling of the AT-1 is lost.

## Total Information Viewfinder

The extremely accurate Central Emphasis Metering method is used in the AT-1

center.

The proper exposure metering zone is located in between the upper and lower right index marks. At ASA 100, the exposure metering range extends from EV3 (f/1.4, 1/4 of a second) to EV17 (f/16, 1/500 of a second).

When the meter and aperture needles match, correct exposure is set to obtain perfect photographs every time. And the AT-1's total-information viewfinder allows you to always keep your subject in sight.



# Your Own Way in System Photography.



2



## 1 POWER WINDER A

The Canon Power Winder A was conceived to streamline SLR photography and give you the best advantages with the AT-1's other great features. It easily attaches to the body of the AT-1 and can rapidly advance the film in succession frame after frame upon depression of the shutter release button. With the faster shutter speeds, the Power Winder A advances the film automatically at a rate of approximately two frames per second.



1

Besides continuous shooting, the Power Winder A can also advance the film frame by frame. Under constant exposure conditions you may take one shot after another by simply holding your finger down on the shutter release button. The Power Winder A minimizes film winding time and camera movement.



3

### Specifications

**Winding Speed:** About 0.5 second.

**Operation:** Activated by the shutter release button of the camera.

**Shutter Speed Coupling Range:** 1/60 to 1/1000 second for continuous photography. "B" to 1/1000 second for single



frame photography.

**Frame Counting:** By the frame counter of the camera.

**Automatic Cut Off Circuit:** At the time of completion of a roll of film or when battery power is insufficient, the Power Winder A automatically stops and its LED glows.

**Mounting:** Attached via the tripod socket after the winder coupler cover


has been removed.

**Power Source:** Four penlight batteries (size AA); good for more than 20 rolls of 36-exposure film under normal temperatures.

**Size:** 141mm (W)x42mm(D)x34mm(H). (5-9/16"x1-5/8"x1-5/16")

**Weight:** 300g (10-9/16 ozs.) (including batteries)

Subject to change without notice.



## 2 SPEEDLITE 155A

The Speedlite 155A is an electronic strobe flash especially designed for Canon's AE-1 and AT-1. Once mounted, it automatically sets the shutter speed to 1/60 sec. except when the shutter speed dial is set at "B". With the aperture having been preset manually for the correct exposure, it decides flash duration via an electronic light sensor located on the front of the unit. A neon lamp illuminates to indicate that the Speedlite 155A is fully charged and ready for flashing.


The compact, cordless Speedlite 155A is extremely easy to mount. It has a direct clip-on type contact and locks securely in place, so that you can begin shooting immediately.

### Specifications

**Type:** Computer thyristor (energy-saving) flash with series control and direct contact connection.

**Guide Number:** 17 (m. ASA 100)

**Recycling Time:** Less than seven seconds with alkaline batteries; or less than five





seconds when using Ni-Cd batteries. Pilot lamp glows when flash is ready.

**Number of Flashes:** More than 300 using alkaline batteries. More than 90 using NiCd batteries.

**Flash Control:** A sensor measures the amount of light reflected from the subject.

**Aperture Selection Switch:** Three Settings; Red (f/2.8 at ASA 100), MANU., and Green (f/5.6 at ASA 100)

**Effective Distance Range:** 0.5m to 6m at f/2.8 (ASA 100) 0.5m to 3m at f/5.6 (ASA 100)

**Illumination Angle:** Adequate for a 35mm lens.

**Color Temperature:** Approximate to that of sunlight.

**Power Source:** Four AA size batteries.

**Usable Film Speeds:** ASA 25 to 800

**Aperture Scale:** 1 to 32


**Distance Scale:** 0.5 to 15m

**Size:** 70mm(W)x51mm(D)x105mm(H). (2-3/4"x2"x4-1/8")

**Weight:** 300g (10-9/16 ozs.) (including batteries)

**Accessories:** Synchronization Cord A (sold separately) and case.

Subject to change without notice.




## 3 DATA BACK A

Canon has developed a special accessory that allows the AT-1 to imprint data on the film at the very moment the picture is taken. Around the world, this has been acclaimed as an outstanding application of optical technology. The Data Back A provides the AT-1 with a true system of photograph classification. It imprints the date (month, day, year or day, month, year), letters of the alphabet and Roman numerals on the lower right hand corner of the frame. There are three types of data arrangements to choose from, using the three dials on the Data Back A. Imprinting is perfectly synchronized with the exposure of the film, or it can also be performed manually when so desired. A red LED lamp illuminates to show when imprinting takes place. There are three setting positions to choose from to correspond to the film type in use: The Data Back A also couples with use of the Power Winder A.

### Specifications

**Attachment:** Replacement of the AT-1's back cover.



### Data Setting Dials:

Right dial: 32 figures (0 to 31) and two blanks.

Central dial: 39 figures (0 to 31, A to G) and a blank.

Left dial: 39 figures (0 to 9, 76 to 87, "I" to "X", "a" to "g") and a blank.

**Data Imprinting:** Special synchronization cord connection. The built-in lamp imprints the necessary data on the film from the back. By pressing the manual button, the data can be also imprinted.

**Exposure Adjustment:** Three different positions to choose from according to the film type and its sensitivity.

**Indicator Lamp:** An LED indicates data imprinting.

**Power Source:** One 6V silver oxide battery (Eveready or UCAR No. 544 or Mallory PX28) or alkaline battery (Eveready or UCAR No. 537 or Mallory 7K34) which suffice for more than 8,000 exposures.

**Size:** 100mm (W) x 48.5mm (D) x 14.5mm (H) (3-15/16"x1-15/16"x9/16")

**Weight:** 160g (5-5/8 ozs.) (including battery)

**Accessories:** Special synchronization cord and case.

Subject to change without notice.



# Canon's Unchallenged FD Lenses.



Canon has an unchallenged reputation for its high quality FD lenses that encompass every possible photographic application. The Canon AT-1 accepts the complete

range of FD and FL interchangeable lenses. For this reason, the AT-1 stands on equal footing with Canon's top-of-the-line SLR, the F-1, in terms of optical resources to choose from. The

FD series of interchangeable lenses now comprises almost 40 different models, including Canon's unique Aspherical and Fluorite lenses.

## Accessories to Meet Your Every Demand.

Besides the Power Winder A, Speedlite 155A and Data Back A, there are more than one hundred accessories and attachments available to further extend the applications of the AT-1.

For close-ups and macrophotography, there is a wide selection: four different extension tubes, the Bellows FL, the Bellows M and the Macrophoto Coupler FL 55. For copying purposes, you have the Handy Stand F, Slide Duplicator and Copy Stand 4. For photomicrography, the Microphoto Hood and Photomicro Unit F are at your disposal. And you have dioptic compensation lenses, various eyepiece adapters and attachments, lens mount adapters, lens hoods, filters, cable releases and carrying cases, too.





**FD Series (For Full-Aperture Metering or AE Operation)**

Type	Lens	Construction Elements Groups		Angle of View	Minimum Aperture	Closest Focusing Distance (m) (ft.)		Filter Size (mm)	Hood	Length (mm) (ins.)		Weight (g) (lbs.) (ozs.)		
Full-Frame Fish-Eye	Fish-Eye FD 15mm f/2.8 S.S.C.	10	9	180°	f/16	.3	1	Built-in	Built-in	60.5	2-3/8	485	1	1
Super Wide-Angle	FD 17mm f/4 S.S.C.	11	9	104°	f/22	.25	.9	72	—	56	2-3/16	450	1	
	FD 20mm f/2.8 S.S.C.	10	9	94°	f/22	.25	.9	72	—	58	2-5/16	345		12
	FD 24mm f/1.4 S.S.C. ASPHERICAL	10	8	84°	f/16	.3	1	72	—	68	2-11/16	500	1	2
	FD 24mm f/2.8 S.S.C.	9	8	84°	f/16	.3	1	55	†BW-55B	52.5	2-1/16	330		12
Wide-Angle	FD 28mm f/2 S.S.C.	9	8	75°	f/22	.3	1	55	†BW-55B	61	2-3/8	343		12
	FD 28mm f/2.8 S.C.	7	7	75°	f/22	.3	1	55	†BW-55B	49	1-15/16	280		10
	*FD 35mm f/2 S.S.C.	9	8	63°	f/22	.3	1	55	†BW-55A	60	2-3/8	345		12
	*FD 35mm f/3.5 S.C.	5	5	63°	f/22	.4	1.5	55	†BW-55A	49	1-15/16	236		8
Standard	*FD 50mm f/1.4 S.S.C.	7	6	46°	f/16	.45	1.5	55	†BS-55	49	1-15/16	305		11
	*FD 50mm f/1.8 S.C.	6	4	46°	f/16	.6	2	55	†BS-55	38.5	1-1/2	200		7
	FD 55mm f/1.2 S.S.C.	7	5	43°	f/16	.6	2	58	†BS-58	52.5	2-1/16	510	1	2
	FD 55mm f/1.2 S.S.C. ASPHERICAL	8	6	43°	f/16	.6	2	58	†BS-58	55	2-3/16	575	1	4
Macro	FD 50mm f/3.5 S.S.C. Macro with Extension Tube FD 25	6	4	46°	f/22	20.5 (cm)	8.1 (in)	55	None Necessary	59.5	2-5/16	310		11
	FD 100mm f/4 S.C. Macro with Extension Tube FD 50	5	3	24°	f/32	.4	1.31	55	None Necessary	112	4-7/16	530	1	3
Short Telephoto	FD 85mm f/1.2 S.S.C. ASPHERICAL	8	6	28°30'	f/16	1	3.5	72	—	71	2-13/16	756	1	11
	FD 85mm f/1.8 S.S.C.	6	4	28°30'	f/16	.9	3	55	†BT-55	57	2-1/4	425		15
	FD 100mm f/2.8 S.S.C.	5	5	24°	f/22	1	3.5	55	†BT-55	57	2-1/4	360		13
Telephoto	FD 135mm f/2.5 S.C.	6	5	18°	f/22	1.5	5	58	Built-in	91	3-9/16	630	1	6
	FD 135mm f/3.5 S.C.	4	4	18°	f/22	1.5	5	55	†BT-55	85	3-3/8	385		14
	FD 200mm f/2.8 S.S.C.	5	5	12°	f/22	1.8	6	72	Built-in	140.5	5-9/16	700	1	9
	FD 200mm f/4 S.S.C.	6	5	12°	f/22	2.5	8	55	Built-in	133	5-1/4	675	1	8
	FD 300mm f/2.8 S.S.C. FLUORITE with Extender FD 2X	6	5	8°15'	f/22	3.5	12	Exclusive Insertion Type	Built-in	230	9-1/16	1,900	4	3
	FD 300mm f/5.6 S.C.	6	5	8°15'	f/22	4	13	58	Built-in	173	6-13/16	1,125	2	8
	FD 400mm f/4.5 S.S.C.	6	5	6°10'	f/22	4	13	Exclusive Insertion Type	Built-in	282	11-1/8	1,300	2	14
	***FD 600mm f/4.5 S.S.C.	6	5	4°10'	f/22	8	27	48	Built-in	460	1'6-1/8	4,300	9	8
***FD 800mm f/5.6 S.S.C.	6	5	3°06'	f/22	14	45	48	Built-in	572	1'10-1/2	4,300	9	8	
Zoom	***FD 28–50mm f/3.5 S.S.C.	10	9	75°–46°	f/22	†††1	3.5	58	—	105	4-1/8	470	1	1
	FD 35–70mm f/2.8-3.5 S.S.C.	10	10	63°–34°	f/22	†††1	3.5	58	†W-69	120	4-3/4	575	1	4
	***FD 80–200mm f/4 S.S.C.	15	11	30°–12°	f/22	1	3.5	55	Built-in	161	6-5/16	750	1	10
	FD 85–300mm f/4.5 S.S.C.	15	11	28°30'–8°15'	f/22	2.5	8	Series IX	Built-in	243.5	9-9/16	1,695	3	12
	FD 100–200mm f/5.6 S.C.	8	5	24°–12°	f/22	2.5	8	55	Built-in	173	6-13/16	765	1	11

**FL and Manual Series (For Stopped-Down Metering)**

Type	Lens	Construction Elements Groups		Angle of View	Minimum Aperture	Closest Focusing Distance (m) (ft.)		Filter Size (mm)	Hood	Length (mm) (ins.)		Weight (g) (lbs.) (ozs.)		
Circular Fish-Eye	Fish-Eye 7.5mm f/5.6 S.S.C.	11	8	180°	f/22	Fixed Focus		Built-in	—	62	2-7/16	380		13
Tilt and Shift	TS 35mm f/2.8 S.S.C.	9	8	63°/79°	f/22	.3	1	58	†BW-58B	74.5	2-15/16	545	1	3
Super Telephoto	**FL 400mm f/5.6	7	5	6°10'	f/32	4.5	15	††48	Exclusive	338	1'1-5/16	3,890	8	9
	**FL 600mm f/5.6	6	5	4°10'	f/32	10	35	††48	Built-in	448	1'5-5/8	5,000	11	
	**FL 800mm f/8	7	5	3°06'	f/32	18	60	††48	Built-in	508	1'8	5,360	11	13
	**FL 1200mm f/11 S.S.C.	7	5	2°05'	f/64	40	130	††48	Built-in	853	2'9-9/16	6,200	13	11
Artificial Fluorite Telephoto	FL 300mm f/5.6 FLUORITE	7	6	8°15'	f/22	4	13	58	Built-in	168	6-5/8	850	1	14
	FL 500mm f/5.6 FLUORITE	6	5	5°	f/22	10	33	95	Built-in	300	11-13/16	2,700	5	15

S.S.C. = Super Spectra Coating      S.C. = Spectra Coating  
 \*Equipped with a coupling pin for Canon Auto Tuning System  
 \*\*Front component interchangeable type. Focusing adapter (2 elements, 1 group, FL automatic diaphragm, with A-M ring)  
 \*\*\*New lenses.  
 †FD lens hoods are of bayonet mount.  
 ††Filter is of insertion type with holder.  
 †††Macro focusing capability to 30 cm (1 ft.) from film plane.  
 Subject to change without notice.



## Specifications

**Type:** 35mm SLR (Single-Lens-Reflex) camera with focal plane shutter.

**Picture Size:** 24 x 36mm

**Interchangeable Lenses:** Canon FD series with full aperture metering. Canon FL series with stopped-down metering.

**Standard Lenses:** Canon FD 55mm f/1.2 S.S.C.

Canon FD 50mm f/1.4 S.S.C.

Canon FD 50mm f/1.8 S.C.

**Lens Mount:** Canon Breech-Lock mount. Canon FD, FL and R lenses can be used.

**Viewfinder:** Fixed eye-level pentaprism.

**Field of View:** 93.5% vertical and 96.3% horizontal coverage of the actual picture area.

**Magnification:** 1:0.82 at infinity with a standard 50mm lens.

**Dioptric Adjustment Lenses:** Standard -1 diopter. Interchangeable with +3, +2, +1.5, +1, +0.5, 0, -0.5, -2, -3 and -4 diopters.

**Focusing Screen:** Split-image/microprism rangefinder surrounded by matte screen.

**Viewfinder Information:** Split-image/microprism rangefinder, circular aperture needle with meter needle and proper metering zone index marks, the upper one of which doubles as battery power level check mark.

**Finder Attachment:** Angle Finder A2 and B, Magnifier S, 10 Dioptic Adjustment Lenses and Eyecup 4S.

**Mirror:** Instant-return, large reflector mirror with shock absorbing mechanism.

**Exposure Meter:** Built-in. Using CdS photocell. Coupled to shutter speeds, film speeds, and f/stops. Match needle type, TTL full aperture metering mechanism.

**Light Metering System:** TTL (Through-The-Lens) Central Emphasis Metering method.

**Exposure Meter Coupling Range:** With ASA 100 film, EV3 (f/1.4, 1/4 of a second) to EV17 (f/16 a 1/500 of a second) at ASA 100 film with FD 50mm f/1.4 S.S.C. Lens.

**Film Speed Range:** ASA 25 to ASA 3200.

**Shutter:** Cloth focal plane shutter with four spindles. Shock and noise damping mechanism is incorporated. All shutter speeds are electronically controlled.

**Shutter Speeds:** 1/1000 ~ 1, 2, B.

**Shutter Speed Dial:** The number 2 for two seconds is marked in orange; other numbers are in white. There is a shutter dial guard to prevent unintentional movement of the dial. The ASA ring is located underneath the shutter speed dial.

**Shutter Release Button:** A large electromagnetic shutter release button. The shutter release button has a locking device, besides

a socket for the cable release in the center.

**Self-Timer:** Electronically controlled self-timer. It releases the shutter after a lag of 10 seconds. A red LED lamp revealed blinks on and off to indicate its operation.

**Stopping-Down the Lens:** Stopping-down the lens can be performed by pushing the stop-down lever after setting the aperture ring.

**Power Source:** One 6V silver oxide battery only (Eveready No. 544, UCAR No. 544, Mallory PX28, JIS 4G13). The battery lasts approximately one year under normal use.

**Battery Check:** Battery power level can be checked by the meter needle in the viewfinder after the main switch/battery check lever is turned as far to the "C" position.

**Flash Synchronization:** X synchronization is at 1/60 second. M synchronization is at 1/30 second and below.

**Flash Terminal:** The accessory shoe has a synchronization contact and automatic flash control contact. On the front of camera body is the flash terminal, JIS-B type for flash units with cords. It has a built-in protective rim to prevent electrical shock.

**Automatic Flash:** With the Canon Speedlite 155A, the shutter speed is automatically set at 1/60 of a second except when the shutter speed dial is set at "B" though the prescribed aperture should be set manually. The amount of light is automatically controlled for correct flash exposure.

**Back Cover:** The camera's back cover has a memo holder. It can be replaced by the Canon Data Back A. It opens when the rewind crank is pulled up.

**Film Loading:** Easy film loading with multi-slot take-up spool.

**Film Advance Lever:** Single stroke with 120° throw and stand-off angle of 30°. Film can be wound with several short strokes. The Canon Power Winder A winds film automatically.

**Frame Counter:** Additive type, automatically resets itself when the back cover is opened. While rewinding film, it counts the frame numbers downward.

**Film Rewinding:** Performed by pressing the rewind button on the bottom and by using the rewind crank on the top. The rewind button is automatically reset when the film is advanced.

**Safety Devices:** The camera does not function when the battery power is drained. The film cannot be wound while the shutter is in operation.

**Size:** 141x87x47.5mm (5-9/16"x3-7/16"x1-7/8") (body only)  
**Weight:** 590g (20-13/16 ozs.) (body only) 790g (27-7/8 ozs.) with the 50mm f/1.8 S.C. standard lens.

Subject to change without notice.

# Canon

CANON INC. 11-28, Mita 3-chome, Minato-ku, Tokyo 108, Japan

U.S.A. — CANON U.S.A., INC. HEAD OFFICE  
10 Nevada Drive, Lake Success, Long Island, N.Y. 11040, U.S.A.

CANON U.S.A., INC. MANHATTAN OFFICE

600 Third Avenue, New York, N.Y. 10016, U.S.A.

CANON U.S.A., INC. ATLANTA SERVICE STATION

160 Peachtree Street, N.W., Atlanta, Georgia 30303, U.S.A.

CANON U.S.A., INC. CHICAGO OFFICE

140 Industrial Drive, Elmhurst, Illinois 60126, U.S.A.

CANON U.S.A., INC. LOS ANGELES OFFICE

123 Paularino Avenue East, Costa Mesa, California 92626, U.S.A.

CANON U.S.A., INC. LOS ANGELES SERVICE STATION

3407 West 6th Street, Los Angeles, California 90020, U.S.A.

CANON U.S.A., INC. SAN FRANCISCO SERVICE STATION

776 Market Street, San Francisco, California 94102, U.S.A.

CANON U.S.A., INC. HAWAII OFFICE

Bldg. B-2, 1050 Ala Moana Blvd., Honolulu, Hawaii 96814, U.S.A.

CANADA — CANON OPTICS & BUSINESS MACHINES CANADA, LTD.

HEAD OFFICE

3245 American Drive, Mississauga, Ontario, L4V 1N4, Canada

CANON OPTICS & BUSINESS MACHINES CANADA, LTD.

MONTREAL OFFICE

3070 Brabant-Marineau Street, St. Laurent, Quebec, H4S 1K7, Canada

CANON OPTICS & BUSINESS MACHINES CANADA, LTD.

VANCOUVER OFFICE

735 Elmbridge Way, Richmond, B.C., V6X 1B8, Canada

EUROPE, AFRICA & MIDDLE EAST — CANON AMSTERDAM N.V.

Gebouw 70, Schiphol Oost, Holland

CENTRAL & SOUTH AMERICA — CANON LATIN AMERICA, INC. SALES DEPARTMENT

P.O. Box 7022, Panama 5, Rep. of Panama

CANON LATIN AMERICA, INC. REPAIR SERVICE CENTER

P.O. Box 2019, Colon Free Zone, Rep. of Panama

SOUTHEAST ASIA — CANON INC. HONG KONG BRANCH

5th Floor 2-6, Fui Yiu Kok Street, Tsuen Wan, New Territories, Hong Kong

