

Canon FD LENSES



CANON INTERCHANGEABLE LENSES

INTRODUCTION

This section of the Canon Sales Guide is designed to provide you with all information necessary to help your customers decide which Canon wide-angle, telephoto, zoom or macro lenses are best suited to their needs. Canon offers one of the largest assortments of quality lenses ever created for 35mm photography, including a wide choice of features and price in more than 50 of the world's finest lenses.

Canon's New FD Series lens mount has all the convenience of one-twist mounting. However, the unique breech mount system causes the lens barrel to turn but *not* the lens flange itself. This means that there is virtually no wear and tear on moving parts.

In addition, Canon offers a special group of ultra-performance lenses designed mainly for professional photographers. This series, which has an "L" suffix following the aperture, indicates special performance capabilities or features not found on conventional Canon FD lenses, such as aspherical elements and fluorite glass.

All Canon FD lenses have fully automatic diaphragms. This enables camera metering while the lens is completely open so your customers can take advantage of all the brightness the lens provides for accurate focusing. In addition, these lenses have an AE lock pin (usually marked "A") which locks the aperture into the automatic mode for use with programmed and shutter-priority automatic exposure modes on applicable Canon SLR cameras. With the Canon New F-1 and older manual models, the lens cannot be mounted to the camera when the lens is set in the "A" position.

Functions such as depth-of-field check can be performed if the Canon SLR camera you are using has a depth-of-field preview selection.


In addition to the New FD series, older Canon lens series include the FD, FL and R series. The FD lenses perform in virtually the same manner as the New FD lenses except that mounting is slightly different, meaning the user must turn a mounting ring on the lens.

The other lens series are similar in mounting to FD lenses. However, they differ in diaphragm and metering operation. FL lenses may be used for stopped-down metering and stopped-down automation on Canon cameras which provide that mode. They may be used for manual full-aperture operation as well. They are equipped with an "A-M" ring which may be used in place of the stopped-down lever on the camera.

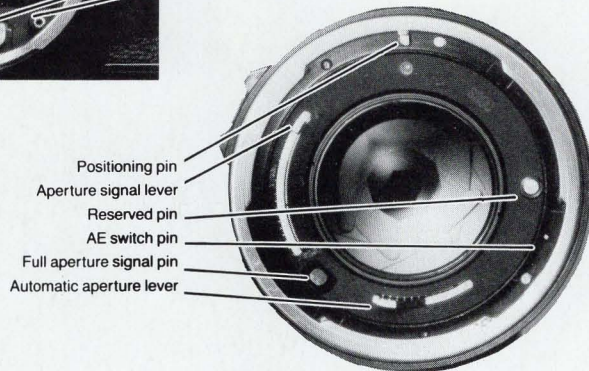
Canon R series lenses have all manual operation on current Canon SLR models and may be used for stopped-down metering and stopped-down automation on Canon cameras having this mode with MANUAL DIAPHRAGM operation only.

Canon lenses have many fine features your customers should know about:

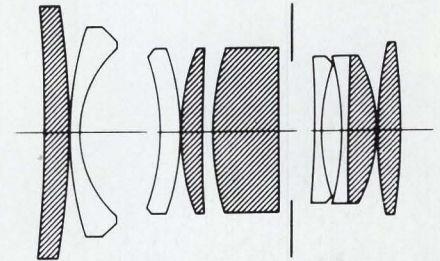
- Advanced optical design using computers to enhance optical performance have resulted in lenses which are incredibly lightweight and compact.



- Alignment slot
- Aperture signal coupling lever
- Alignment hole for the AE control
- Stopped-down coupling lever
- Full aperture signal pin



- Positioning pin
- Aperture signal lever
- Reserved pin
- AE switch pin
- Full aperture signal pin
- Automatic aperture lever



- The finest materials are used in Canon lenses. They feature the highest grades of optical glass and are designed to stand up to the most demanding performance requirements, both optically and mechanically.
- Controls are consistently located and Canon's Super Spectra multiple layer optical coatings provide consistent color balance from lens to lens.

For the customer who demands lenses of the same high quality standards as Canon cameras, the only answer is Canon FD lenses.

CANON INTERCHANGEABLE LENSES

ANGLE-OF-VIEW

For each Canon lens, there is a designated angle-of-view. This term represents the angle, measured diagonally, that the lens "sees".

These photographs illustrate the effect of a widely changing angle-of-view on a fixed subject.

PERSPECTIVE

Perspective changes with a change in angle-of-view and camera-to-subject distance. For example, a 50mm lens can exhibit perspective distortion when a face is photographed at minimum focusing distance, while it may exhibit no perspective distortion when used from a few feet further back.

Likewise, as these illustrations show, perspective can be altered when maintaining the same subject image size, by using lenses of different focal lengths. In general, wide-angle lenses increase perspective distortion (not true distortion, perspective

distortion is a natural optical phenomenon) and telephoto lenses tend to reduce or "flatten" perspective. Concurrently, wide-angles produce a greater feeling of "depth" in a photograph, while telephotos reduce this feeling.

DEPTH-OF-FIELD

Depth-of-field is the distance on either side of the subject which will be in focus at the same time as the subject. It varies with focal length, camera-to-subject distance and aperture.

Given the same camera-to-subject distance, depth-of-field will *increase* as focal length and/or aperture *decreases*.

Given the same aperture, depth-of-field will *increase* as focal length *decreases* and camera-to-subject distance *increases*.


Given the same focal length, depth-of-field *increases* as aperture *decreases* and camera-to-subject distance

increases. From this information, the *general* rules can be followed that:


1. Longer lenses have less depth-of-field at the same camera-to-subject distance as shorter lenses.
2. Smaller apertures result in greater depth-of-field.
3. The closer the camera-to-subject distance, the less the depth-of-field.

All Canon lenses have visual depth-of-field scales for reference. In addition, depth-of-field can be checked through the viewfinder via the stopped-down lever or, in the case of FL and R lenses, the A-M ring.

ANGLE-OF-VIEW



PERSPECTIVE



DEPTH-OF-FIELD



CANON INTERCHANGEABLE LENSES

FISH EYE LENSES

The Canon Fish Eye Lenses are exceptionally sharp, fast and compact. Canon uses the term "fish eye" to represent lenses that have an extremely wide

angle-of-view *and* non-linear rendition of straight lines. Both the 7.5mm (circular image) and 15mm (full-frame image) Canon Fish Eye Lenses have built-in filter turrets.

SUPER-WIDE-ANGLE LENSES

Canon's Super-Wide-Angle group of lenses runs from 14mm through 24mm. These lenses have an extremely wide angle-of-view, with linear rendition of straight lines and minimal distortion. They are

especially noteworthy because of their high speed, compactness, excellent edge-to-edge sharpness and even illumination.

WIDE-ANGLE LENSES

The Wide Angle Canon lenses run from 28mm through 35mm. They are quite popular, because they give superior image quality, minimal distortion, high speed and a

wide angle-of-view coupled with great depth-of-field. This makes them ideal for the press photographer and snapshotter.

STANDARD LENSES

As a group, the Standard Lenses have the fastest maximum apertures, ranging from f/1.8 to f/1.2. They are true "standards" too, regarding optical performance. Lenses in this focal length

group are considered the ideal all-around optics by many photographers, since their angle-of-view is such that it can adapt to a variety of situations and subject matter.

TELEPHOTO LENSES

Canon Telephoto Lenses range in size from 85mm to 300mm. Perhaps the most unusual thing about them, besides their unique optical quality, is their small size. Many are physically smaller than their focal

length. They offer uncompromising image quality and exceptional ease in handling. And because of their small size, they are excellent for traveling.

SUPER-TELEPHOTO LENSES

This Canon lens group is made up of seven lenses, ranging from 400mm to 800mm in focal length. Some of the newer lenses in this group include such advanced features as rear-group focusing, which permits focusing without changing the overall length of the lens and, in some cases, UD (Ultra-low Dispersion) and/or fluorite elements designed for super high performance. Since these long lenses are

designed for mounting on heavy-duty tripods, a push-button release mechanism is also provided on models that permits rapid changes from horizontal to vertical format shooting by allowing the rear section of the lens to revolve independently of the tripod mount. Proven by professional sports photographers, Canon super-telephoto lenses are unsurpassed for sharpness, contrast and color fidelity.

ZOOM LENSES

Versatility, sharpness and mechanical durability highlight Canon's Zoom Lens group. Because of Canon's long experience

in the field of fast zoom lenses, the current group of Canon Zooms is almost unsurpassed in the zoom category.

EXTENDERS

Designed for high optical and durable mechanical performance, Canon extenders provide an excellent way to add more versatility to your current lens. Extender 2X-A is designed for use with telephoto lenses of 100mm or longer, doubling the focal length

capability of the lens. Extender 2X-B also doubles the focal length capability of the lens, but is designed to be used with focal lengths of 300mm or shorter—even wide-angle and zoom lenses! Extender FD 1.4A is designed for lenses of 300mm or longer focal lengths.

CANON INTERCHANGEABLE LENSES

Type	Lens	Angle of View	Construction	Minimum Aperture	Closest Focusing Distance (ft.)		Filter Size (mm.)	Cap	Hood	Length		Weight			Case	
					(m.)	(ft.)				(mm.)	(in.)	(gr.)	(lbs.)	(ozs.)	Hard-case	Snap-case
FISH-EYE	Fish-eye 7.5mm f/5.6	180°	8-11	22	—	—	Built-in	Exclusive	—	62	2-7/16	365	—	13	LH-C10	LS-B11
	Fish-eye FD 15mm f/2.8	180°	9-10	22	0.2	0.7	Built-in	Exclusive	Built-in	60.5	2-3/8	460	1	—	LH-C10	LS-B11
SUPER WIDE-ANGLE	FD 14mm f/2.8 L	114°	10-14	22	0.25	0.9	Built-in Filter Holder	Bag Type	Built-in	83.5	3-5/16	490	1	1	LH-C13	LS-B11
	FD 17mm f/4	104°	9-11	22	0.25	0.9	72	C-72	BW-72	56	2-3/16	360	—	13	LH-C10	LS-B11
	FD 20mm f/2.8	94°	9-10	22	0.25	0.9	72	C-72	BW-72	58	2-5/16	305	—	11	LH-C10	LS-B11
WIDE-ANGLE	FD 24mm f/1.4 L	84°	8-10	16	0.3	1	72	C-72	BW-72	68	2-11/16	430	—	15	LH-C13	LS-B11
	FD 24mm f/2	84°	9-11	22	0.3	1	52	C-52	BW-52C	50.6	2	285	—	10	LH-B9	LS-A9
	FD 24mm f/2.8	84°	9-10	22	0.3	1	52	C-52	BW-52C	43	1-11/16	240	—	8	LH-B9	LS-A9
	FD 28mm f/2	75°	9-10	22	0.3	1	52	C-52	BW-52B	47.2	1-7/8	265	—	9	LH-B9	LS-A9
	FD 28mm f/2.8	75°	7-7	22	0.3	1	52	C-52	BW-52B	40	1-9/16	170	—	6	LH-B9	LS-A9
	FD 35mm f/2	63°	8-10	22	0.3	1	52	C-52	BW-52A	46	1-13/16	245	—	9	LH-B9	LS-A9
	FD 35mm f/2.8	63°	5-6	22	0.35	1.25	52	C-52	BW-52A	40	1-9/16	165	—	6	LH-B8	LS-A9
	TS 35mm f/2.8 S.S.C.	63° (Shift 79°)	8-9	22	0.3	1	58	C-58	BW-58	74.5	2-15/16	550	1	3	Exclusive	—
STANDARD	FD 50mm f/1.2 L	46°	6-8	16	0.5	1.75	52	C-52	BS-52	50.5	2	380	—	13	LH-B9	LS-A9
	FD 50mm f/1.2	46°	6-7	16	0.5	1.75	52	C-52	BS-52	45.6	1-13/16	315	—	11	LH-B9	LS-A9
	FD 50mm f/1.4	46°	6-7	22	0.45	1.5	52	C-52	BS-52	41	1-5/8	235	—	8	LH-B8	LS-A9
	FD 50mm f/1.8	46°	4-6	22	0.6	2	52	C-52	BS-52	35	1-3/8	170	—	6	LH-B8	LS-A9
	FD 50mm f/3.5 Macro	46°	4-6	32	23.2 (cm)	9.1 (in)	52	C-52	BW-52A	57	2-1/4	235	—	8	LH-C10	LS-B11
TELEPHOTO	FD 85mm f/1.2 L	28°30'	6-8	16	0.9	3	72	C-72	BT-72	71	2-13/16	680	1	8	LH-C13	LS-B11
	FD 85mm f/1.8	28°30'	4-6	22	0.85	3	52	C-52	BT-52	53.5	2-1/8	345	—	12	LH-C10	LS-B11
	FD 85mm f/2.8 Soft Focus	28°30'	4-6	22	0.8	2.75	58	C-58	BT-58	69.6	2-3/4	400	—	14	LH-C13	LS-B11
	FD 100mm f/2	24°	4-6	32	1	3.5	52	C-52	BT-52	70	2-3/4	445	1	—	LH-B12	LS-B11
	FD 100mm f/2.8	24°	5-5	32	1	3.5	52	C-52	BT-52	53.4	2-1/8	270	—	9	LH-C10	LS-B11
	FD 100mm f/4 Macro	24°	3-5	32	0.45	1.48	52	C-52	BT-52	95	3-3/4	455	1	—	LH-B15	LS-B13
	FD 135mm f/2	18°	5-6	32	1.3	4.5	72	C-72	Built-in	90.4	3-9/16	660	1	7	LH-C13	LS-B13
	FD 135mm f/2.8	18°	5-6	32	1.3	4.5	52	C-52	Built-in	78	3-1/16	395	—	14	LH-B12	LS-B11
	FD 135mm f/3.5	18°	4-4	32	1.3	4.5	52	C-52	Built-in	85	3-3/8	325	—	11	LH-B12	LS-B13
	FD 200mm f/2.8	12°	6-7	32	1.5	5	72	C-72	Built-in	134.2	5-7/16	700	1	9	LH-C19	LS-B21
	FD 200mm f/4	12°	6-7	32	1.5	5	52	C-52	Built-in	121.5	4-13/16	440	—	15	LH-A17	LS-A18
	FD 200mm f/4 Macro	12°	6-9	32	0.58	1.9	58	C-58	Built-in	182.4	7-3/16	780	1	11	LH-D24	—
	FD 300mm f/2.8 L	8°15'	7-9	32	3	10	48 Drop-in Type	Bag Type	Built-in	245	9-5/8	2,345	5	3	Exclusive	—
	FD 300mm f/4 L	8°15'	7-7	32	3	10	34 Drop-in Type	84	Built-in	207	8-1/8	1,070	2	6	LH-D24	—
	FD 300mm f/4	8°15'	6-6	32	3	10	34 Drop-in Type	84	Built-in	204	8-1/6	945	2	1	LH-D24	—
FD 300mm f/5.6	8°15'	5-6	32	3	10	58	C-58	Built-in	198.5	8-3/16	635	1	6	LH-B24	LS-A24	
SUPER TELEPHOTO	FD 400mm f/2.8 L	6°10'	8-10	32	4	15	48 Drop-in Type	Bag Type	Built-in	348	13-11/16	5,395	11	14	Exclusive	—
	FD 400mm f/4.5	6°10'	5-6	32	4	15	34 Drop-in Type	Bag Type	Built-in	287.5	11-5/16	1,280	2	13	Exclusive	—
	FD 500mm f/4.5 L	5°	6-7	32	5	20	48 Drop-in Type	Bag Type	Built-in	395	15-9/16	2,610	5	12	Exclusive	—
	Reflex 500mm f/8	5°	3-6	—	4	15	34 Drop-in Type	S83	Built-in	146	5-3/4	710	1	9	Exclusive	—
	FD 600mm f/4.5	4°10'	5-6	32	8	27	48 Drop-in Type	Bag Type	Built-in	462	18-3/4	3,800	8	6	Exclusive	—
	FD 800mm f/5.6 L	3°06'	6-7	32	14	45	48 Drop-in Type	Bag Type	Built-in	577	22-11/16	4,270	9	7	Exclusive	—

CANON INTERCHANGEABLE LENSES

Type	Lens	Angle of View	Construction	Minimum Aperture	Closest Focusing Distance		Filter Size (mm.)	Cap	Hood	Length		Weight		Case		
					(m.)	(ft.)				(mm.)	(in.)	(gr.)	(lbs.) (ozs.)	Hard-case	Snap-case	
ZOOM	FD 24-35mm f/3.5 L	84°-63°	9-12	22	0.4	1.5	72	C-72	BW-72	86.6	3-7/16	495	1	1	LH-C13	LS-B13
	FD 28-50mm f/3.5	75°-46°	9-10	22	1	3.5	58	69	W-69B	99.5	3-15/16	470	1		LH-B15	LS-B13
	FD 35-70mm f/2.8-3.5	63°-34°	10-10	22	1	3.5	58	69	W-69	120	4-3/4	545	1	3	LH-B15	LS-A18
	FD35-70mm f3.5-4.5	63°-34°	8-9	22	.39	1.25	52	B-62	BW-58C	60.9	1-2/5	210		7.4	LHP-B9	
	FD 35-70mm f/4	63°-34°	8-8	22	0.5	2	52	Exclusive	W-62	84.5	3-5/16	315	—	11	LH-B12	LS-B11
	FD 35-70mm f/4 AF	63°-34°	8-8	22	0.5	1.8	52	Exclusive	—	84.5	3-5/16	645	1	7	Exclusive	
	FD 35-105mm f/3.5	63°-23°20'	13-15	22	1.5	5	72	C-72	BW-72B	108.4	4-1/4	600	1	5	LH-C16	LS-B16
	FD 50-135mm f/3.5	46°-18°	12-16	32	1.5	5	58	C-58	BS-58	125.4	4-15/16	650	1	7	LH-C16	LS-B16
	FD 50-300mm f/4.5 L	46°-8°5'	13-16	32	2.5	8	Built-in	S-95	S-100	250	9-5/8	1,820	4	—	Exclusive	—
	FD 70-150mm f/4.5	34°-16°20'	9-12	32	1.5	5	52	C-52	Built-in	132	5-3/16	530	1	3	LH-A17	LS-A18
	FD 70-210mm f/4	34°-11°45'	9-12	32	1.2	4	58	C-58	BT-58	151	5-15/16	645	1	7	LH-C19	LS-B21
	FD 80-200mm f/4	30°-12°	11-15	32	1	3.5	58	C-58	Built-in	161	6-5/16	765	1	11	LH-B24	LS-B21
	FD 85-300mm f/4.5	28°30'-8°15'	11-15	32	2.5	8	82 Series IX	94	Built-in	246.8	9-11/16	1,635	3	10	Exclusive	—
	FD 100-200mm f/5.6	24°-12°	5-8	32	2.5	8	52	C-52	Built-in	167	6-9/16	610	1	5	LH-B24	LS-B21
	FD 100-300mm f/5.6	24°-8°15'	9-14	32	2	7	58	C-58	BT-58	207	8-1/8	830	1	13	LH-C24	LS-B24
	FD 150-600m f/5.6 L	16°20'-4°10'	15-19	32	3	10	Built-in	Exclusive	Built-in	468	18-5/16	4,272	9	6	Exclusive	
EXTENDER	Extender FD2X-A	—	4-5	—	—	—	—	—	—	35.2	1-3/8	210		7	—	LH-B8
	Extender FD2X-B	—	5-7	—	—	—	—	—	—	43.9	1-3/4	240		9	—	LH-B8
	Extender FD1.4X-A	—	3-4	—	—	—	—	—	—	34.6	1-1/2	210		7	—	LH-B8
MACROPHOTO	Macrophoto 20mm f/3.5	—	3-4	22	—	—	—	—	—	20	13/16	35		1	Exclusive	
	Macrophoto 35mm f/2.8	—	4-6	22	—	—	—	—	—	22.5	7/8	60		2	Exclusive	—

CANON LENS "CASE-FINDER" CHART

Use this chart to match new series Canon lens cases with older Canon FD lenses.

	Snap Case LS							New Lens Hard Case LH								Former Lens Hard Case												
	A 9	A 18	A 24	B 11	B 13	B 21	B 24	A 17	B 8	B 9	B 12	B 15	B 24	C 10	C 13	C 18	C 24	D 24	C	D	E	F	G	I	J	K	L	
7.5 5.6				▲										▲						▲								
15 2.8				●										●											●			
17 4				▲										▲											▲			
20 2.8				▲										▲											▲			
24 1.4 L				▲											▲										▲			
24 2.8				▲						▲										●								
28 2				▲										▲						●								
28 2.8	▲									▲										●								
35 2														▲						●								
35 3.5	▲									▲										●								
50 1.4	●									●										●								
50 1.8	●								●											●								
50 3.5 Macro				▲										▲						▲								
55 1.2				▲										●											●			
55 1.2 L				▲										●											●			
85 1.2 L															●										●			
85 1.8				●										●							●							
100 2.8				●										●							●							
100 4 Macro	▲											▲											▲					
135 2.5					●										●							●						
135 3.5					●					●												●						
200 2.8																	●											
200 4		●						●																				
300 4																										●		
300 5.6			●										●															●
300 4 L																					●							
24-35 3.5 L															●													
28-50 3.5															●							●						
35-70 2.8-3.5		▲									●												●					
80-200 4						●							●											●				
100-200 5.6						●							●															●

● Holds lens with hood and filter if set at infinity.
▲ Holds lens only (w/o hood.)

FISH EYE LENSES

C21-5173-201

Canon Lens New Fish Eye 7.5mm f5.6

New Fish Eye 7.5mm f5.6

Recommended for Professional Use.

This new lens is one of the most compact circular-image fish eye lenses available today...

It is particularly sharp and well corrected for color aberrations, in addition to having excellent performance at any distance.

Focusing is unnecessary because of the inherently great depth-of-field of this focal length. Since it is of retrofocus design, it does not require mirror lock-up. It is an ideal lens for the photographer seeking dramatic effects as well as the scientist or technical photographer needing a hemispherical lens for special observations.



SPECIFICATIONS

Type: circular-image fish eye
Construction: 11 elements in 8 groups
Angle of View: 180°
Minimum Aperture: f22
Closest Focusing Distance: fixed focus
Filter Size: built-in (skylight, Y3, R1, O1, CCA4, CCB4)
Lenshood: N. A.
Length: 62mm (2½ in.)
Weight: 365g (13 ozs.)
Cap: exclusive (23-7613)
Case: LS-B11 (C47-0954); LH-C10 (C47-0911)
Function: manual aperture
Coating: Super Spectra

SUPER-WIDE-ANGLE LENSES

C21-5261

Canon Lens New FD 14mm f2.8L


New FD 14mm f2.8L

Recommended for Professional Use.

This incredible new lens has the shortest focal length of Any Canon Ultra-Wide Angle Lens except for the fish-eye lenses. Yet it has a fast f2.8 maximum aperture.

The key to this lens is the first surface of the second lens element (where diffraction is greatest) which has the highest degree of asphericity of any lens in the world. This contributes greatly to the lens' remarkably compact size, as well as reducing distortion and other types of aberration. In fact, the extremely low distortion is comparable to a 24mm lens.

Another feature of the lens is that the diaphragm placement enables a maximum aperture of f2.8. In addition, a filter holder is built into the rear part of the lens to accommodate acetate and gelatin filters.



SPECIFICATIONS

Type: Ultra-wide angle
Construction: 14 elements in 10 groups
Angle of View: 114°
Closest Focusing Distance: .25m (.9 ft.)
Filter Size: Acetate or Gelatin
Length: 83.5mm (3⅓ in.)
Weight: 490g (17 ¾ oz.)
Cap: Exclusive (CA2-3345)
Case: LS-B11 (C47-0954); LH-C13 (C47-0921)
Strap: Neck Strap 7 (5-61141-00)
Function: Auto aperture, full aperture metering (AE operation when used with all Canon automatic SLR cameras)
Coating: Super Spectra

FISH EYE LENSES

C21-5202-201

New FD 15mm f2.8 Fish Eye

Canon Lens New FD Fish Eye 15mm f2.8

Recommended for Professional Use.

There is no finer lens than the FD 15mm f2.8 for the photographer wishing to have the impact of a fish eye with a full-frame image. Its remarkable speed makes it ideal for color photography under poor lighting conditions.

The New Canon Fish Eye FD 15mm f2.8 carries on the optical excellence of its predecessor, with the addition of the new style Canon mounting system, incorporating the advantages of the Breech Lock with the speed of a "bayonet" mount.



SPECIFICATIONS

Type: full-frame fish eye
Construction: 10 elements in 9 groups
Angle of View: 180°
Minimum Aperture: f22
Closest Focusing Distance: .2m (8.4 in.)
Filter Size: built-in (sky, Y3, 01 R1)
Lenshood: built-in
Length: 60.5mm (2³/₈ in.)
Weight: 460g (1 lb.)
Cap: exclusive (29-9728)
Case: optional, LH-C10 (C47-0911), LS-B11 (C47-0954)
Function: Auto aperture, full aperture metering (AE operation when used with all Canon automatic SLR cameras)
Coating: Super Spectra

SUPER-WIDE-ANGLE LENSES

C21-5163-201

New FD 17mm f4.0

Canon Lens New FD 17mm f4.0

Considering its spectacular angle of view, sharpness and lack of distortion, this New FD lens is an exceptional optical achievement. It is ideally suited to a wide variety of applications, such as architecture, fashion or reportage. With the incorporation of the Canon Floating System, image quality is assured at every aperture and focusing distance through this lens' range.

The New FD mounting system makes changing the lens a fast, one-hand operation, and the elimination of the special mounting ring also made it possible to reduce the weight of the lens to just 13 ounces.



SPECIFICATIONS

Type: super-wide-angle
Construction: 11 elements in 9 groups
Angle of View: 104°
Minimum Aperture: f22
Closest Focusing Distance: .25m (8.8 in.)
Filter Size: 72mm
Lenshood: BW-72 (C44-7231), optional
Length: 56mm (2¹/₄ in.)
Weight: 360g (13 ozs.)
Cap: C-72 (CG2-0073)
Case: optional, LH-C10 (C47-0911), LS-B11 (C47-0954)
Function: Auto aperture, full aperture metering (AE operation when used with all Canon automatic SLR cameras)
Coating: Super Spectra

SUPER-WIDE-ANGLE LENSES

C21-5192-201

New FD 20mm f2.8

Canon Lens New FD 20mm f2.8

There is no faster lens currently available in this focal length than the new FD 20mm f2.8. Sharpness, contrast and freedom from distortion are this lens' strong points. Especially important is its ability to make the most of color films when photographing in low lighting conditions. Thanks to the inclusion of the Canon Floating System, superb image quality is insured at every aperture and distance in its focusing range.

Now that the new Canon fast mounting system has been developed, mounting and removing the new FD 20mm f2.8 lens is an easy one-hand operation. The weight of this optic has been reduced slightly compared with that of the lens it replaces.



SPECIFICATIONS

Type: super-wide-angle
Construction: 10 elements in 9 groups
Angle of View: 94°
Minimum Aperture: f22
Closest Focusing Distance: .25m (8.8 in.)
Filter Size: 72mm
Lenshood: BW-72 (C44-7231), optional
Length: 58mm (2¼ in.)
Weight: 305g (11 oz.)
Cap: C-72 (CG2-0073)
Case: optional, LH-C10 (C47-0911), LS-B11 (C47-0954)
Function: Auto aperture, full aperture metering (AE operation when used with all Canon automatic SLR cameras)
Coating: Super Spectra

WIDE-ANGLE LENSES

C21-5232-201

New FD 24mm f1.4L

Canon Lens New FD 24mm f1.4L

Recommended for Professional Use.

Canon's recent breakthrough in the production of aspheric lens surfaces has made this lens possible. Previous to this lens, the design of such a high-speed super-wide-angle lens would not have been possible, due to optical aberrations which could not be overcome using conventional spherical lens elements. For superior photography under any lighting conditions, this lens is nothing short of perfect.

New design features include the Canon quick mounting design which greatly facilitates lens mounting and removal. Use of this new design has also resulted in a slight reduction of weight.



SPECIFICATIONS

Type: super-wide-angle
Construction: 10 elements in 8 groups
Angle of View: 84°
Minimum Aperture: f16
Closest Focusing Distance: .3m (1 ft.)
Filter Size: 72mm
Lenshood: BW-72 (C44-7231), optional
Length: 68mm (2¾ in.)
Weight: 430g (15 ozs.)
Cap: C-72 (CG2-0073)
Case: optional, LH-C13 (C47-0921), LS-B11 (C47-0954)
Function: Auto aperture, full aperture metering (AE operation when used with all Canon automatic SLR cameras)
Coating: Super Spectra

WIDE-ANGLE LENSES

C21-5251-201

Canon Lens New FD 24mm f2.0

New FD 24mm f2.0

This new lens is Canon's fastest non-aspherical 24mm optic. It shares the new Canon lens bayonet system for faster handling and greater operational convenience.

Despite its very fast maximum aperture of f2, this lens has outstanding compactness, light weight and optical quality at every aperture and focusing distance. It incorporates the Floating System for correction of inherent aberrations at close focusing distances; it can be used at minimum focusing distance with top quality results.

As an all-purpose lens for the critical color photographer or any photographer who enjoys working in low light, the New FD 24mm f2 is an ideal choice.



SPECIFICATIONS

Type: super-wide-angle
Construction: 11 elements in 9 groups
Angle of View: 84°
Minimum Aperture: f22
Closest Focusing Distance: .3m (1 ft.)
Filter Size: 52mm
Lenshood: optional, BW-52C (C44-5203)
Length: 50.6mm (2 in.)
Weight: 285g (10 oz.)
Cap: C-52 (CG2-0070)
Case: optional, LH-B9 (C47-0871), LS-A9 (C47-0951)
Function: Auto aperture, full aperture metering (AE operation when used with all Canon automatic SLR cameras)
Coating: Super Spectra

C21-5115-201

Canon Lens New FD 24mm f2.8

New FD 24mm f2.8

Because of its high speed, increased compactness and exceptionally light weight, this is one of the most popular of the Canon super-wide-angle lenses. The new Canon Bayonet mounting system has been incorporated into this new lens. It has been constructed with even edge-to-edge illumination of the film frame as one of its paramount design considerations. Thanks to its speed, it is easy to focus accurately even in low light. And the inclusion of the Floating System makes it as sharp at close-up distances as it is for general work. It is the perfect lens for the photographer who wants a good all-purpose super-wide-angle lens.



SPECIFICATIONS

Type: super-wide-angle
Construction: 10 elements in 9 groups
Angle of View: 84°
Minimum Aperture: f22
Closest Focusing Distance: .3m (1 ft.)
Filter Size: 52mm
Lenshood: optional, BW-52C (C44-5203)
Length: 43mm (1 3/4 in.)
Weight: 240g (8 oz.)
Cap: C-52 (CG2-0070)
Case: optional, LH-B9 (C47-0871), LS-A9 (C47-0951)
Function: Auto aperture, full aperture metering (AE operation when used with all Canon automatic SLR cameras)
Coating: Super Spectra

WIDE-ANGLE LENSES

C21-5212-201

New FD 28mm f2.0

Canon Lens New FD 28mm f2.0

The uses for combining the wide angle-of-view of a 28mm lens with the fast f2 aperture are almost limitless. Like all New FD Lenses, this optic has the redesigned, bayonet-function lens mount. Even with its high speed, optical performance is exceptional at every aperture and focusing distance. New design and construction results in a significant reduction in size and weight over the previous model. It's a lens that will be genuinely appreciated by critical photographers for its outstanding versatility.



SPECIFICATIONS

Type: wide-angle
Construction: 10 elements in 9 groups
Angle of View: 75°
Minimum Aperture: f22
Closest Focusing Distance: .3m (1 ft.)
Filter Size: 52mm
Lenshood: optional, BW-52B (C44-5202)
Length: 47.2mm (1 7/8 in.)
Weight: 265g (9 oz.)
Cap: C-52 (CG2-0070)
Case: optional, LH-B9 (C47-0871), LS-A9 (C47-0951)
Function: Auto aperture, full aperture metering (AE operation when used with all Canon automatic SLR cameras)
Coating: Super Spectra

C21-5223-201

New FD 28mm f2.8

Canon Lens New FD 28mm f2.8

Like its predecessor, the New FD 28mm f2.8 offers outstanding optical performance as well as a much more compact size and considerably less weight. In addition, it incorporates the new bayonet mounting function for greater ease of use.

It's an ideal, economical lens for all types of photography and photographers and its relatively fast maximum aperture permits top quality color photography under a wide range of lighting conditions.



SPECIFICATIONS

Type: wide-angle
Construction: 7 elements in 7 groups
Angle of View: 75°
Minimum Aperture: f22
Closest Focusing Distance: .3m (1 ft.)
Filter Size: 52mm
Lenshood: optional, BW-52B (C44-5202)
Length: 40mm (1 1/2 in.)
Weight: 170g (6 oz.)
Cap: C-52 (CG2-0070)
Case: optional, LH-B9 (C47-0871), LS-A9 (C47-0951)
Function: Auto aperture, full aperture metering (AE operation when used with all Canon automatic SLR cameras)
Coating: Super Spectra

WIDE-ANGLE LENSES

C21-5156-201

New FD 35mm f2.0

Canon Lens New FD 35mm f2.0

Many photographers rely on the 35mm focal length as their standard lens. This new version of the Canon FD 35mm f2.0 lens is outstanding in many respects. Not only is it sharper than its predecessor, but it offers greatly reduced size and weight, and excellent handling, thanks to the improved Canon "one-hand" mounting system.

Excellent image quality is assured at all distances and apertures thanks to the Canon Floating System and a completely revised optical design as compared to its predecessor.



SPECIFICATIONS

Type: wide-angle
Construction: 10 elements in 8 groups
Angle of View: 63°
Minimum Aperture: f22
Closest Focusing Distance: .3m (1 ft.)
Filter Size: 52mm
Lenshood: BW-52A (C44-5201), optional
Length: 46mm (1 7/8 in.)
Weight: 245g (9 ozs.)
Cap: C-52 (CG2-0070)
Case: optional, LH-B9 (C47-0871)
LS-A9 (C47-0951)
Function: Auto aperture, full aperture metering (AE operation when used with all Canon automatic SLR cameras)
Coating: Super Spectra

C21-5241-201

New FD 35mm f2.8

Canon Lens New FD 35mm f2.8

This New FD Lens replaces the FD 35mm f3.5 S.C. Not only is it faster and not only does it utilize the more convenient bayonet type mount of the New FD Lens Series, but it is even more compact and lighter than before. In overall optical performance, it is nearly impossible to surpass. It offers the photographer a moderately-priced optic that is built to Canon's traditional standards of ruggedness and dependability. Unlike the previous FD 35mm f3.5 S.C., this lens is not equipped with a CAT pin. It is now multi coated, however.



SPECIFICATIONS

Type: wide-angle
Construction: 6 elements in 5 groups
Angle of View: 63°
Minimum Aperture: f22
Closest Focusing Distance: .35m (1 ft. 3 in.)
Filter Size: 52mm
Lenshood: optional, BW-52A (C44-5201)
Length: 40mm (1 1/2 in.)
Weight: 165g (6 oz.)
Cap: C-52 (CG2-0070)
Case: optional, LH-B8 (C47-0861),
LS-A9 (C47-0951)
Function: Auto aperture, full aperture metering (AE operation when used with all Canon automatic SLR cameras)
Coating: Super Spectra

WIDE-ANGLE LENSES

2-15183-23

TS 35mm f2.8 SSC

Canon Lens TS 35mm f2.8 SSC
w/hood & tripod adapter in case

Recommended for Professional Use.

The TS 35mm f2.8 is a lens of remarkable capabilities. It shifts off the optical axis for correction of perspective distortion, special effects and shooting around stationary obstacles. In addition, it tilts on or off axis to increase depth-of-field at any aperture, utilizing the Scheimpflug principle—a technique previously available only to view camera users. This feature will be appreciated by product or architectural photographers who must maintain absolute image sharpness under difficult conditions. To insure a high degree of image sharpness and even illumination, the image circle has been increased.



SPECIFICATIONS

Type: tilt and shift
Construction: 9 elements in 8 groups
Angle of View: 63°/79°
Minimum Aperture: f 22
Closest Focusing Distance: .3m (1 ft.)
Filter Size: 58mm
Lenshood: BPW-58B (4-45801-01)
Length: 74.5mm (2¹⁵/₁₆ in.)
Weight: 550g (1 lb. 3 oz.)
Cap: C-58 (CG2-0072)
Case: exclusive (4-70761-01)
Function: manual aperture
Coating: Super Spectra

STANDARD LENSES

C21-6161-201


New FD 50mm f1.2L

Canon Lens New FD 50mm f1.2L

Recommended for Professional Use.

The FD 50mm f1.2L (Aspherical) lens is an optical masterpiece that combines several advanced lensmaking techniques to achieve a rare combination of ultra high speed, superior sharpness and color fidelity and compact dimensions.

The use of a special aspherical lens element keeps flare at an absolute minimum maintaining high contrast even at maximum aperture. High refractive index glass is also employed in this design, for superior resolution and contrast at all apertures, and a special "floating" focusing element design maintains critical resolution at all distances from infinity to close-up. Advanced Canon optical engineering has allowed all these features to be combined in a wide, 50mm focal length lens appreciably smaller and lighter than f1.2 lenses ever available before.



SPECIFICATIONS

Type: Standard
Construction: 8 elements in 6 groups (one aspherical element)
Angle of View: 46°
Minimum Aperture: f16
Closest Focusing Distance: 0.5m (1 ft., 9 in.)
Filter Size: 52mm
Lenshood: BS-52 (C44-5204) Bayonet
Length: 50.5mm (2 in.)
Weight: 380g (13 oz.)
Cap: C-52 (CG2-0070)
Case: LH-B9 (hard) /LS-A9 (soft) (C47-0871) (C47-0951)
Function: Auto aperture, full aperture metering (AE operation when used with all Canon automatic SLR cameras)
Coating: Super Spectra

STANDARD LENSES

C21-6171-201

New FD 50mm f1.2

Canon Lens New FD 50 mm f1.2

This FD 50mm f1.2 lens is truly remarkable in that it is hardly any larger than a 50mm f1.4 lens, although it transmits 50% more light at maximum aperture. Traditionally, f1.2 lenses were limited to 55mm focal lengths, however optical design changes have made it possible to make the wider, 50mm focal length available with an f1.2 maximum aperture while maintaining reasonable size and weight.

The most important advantage of the f1.2 maximum aperture is easier shooting in available light situations. Viewing and focusing is easier, too, with more light transmitted to the viewfinder.



SPECIFICATIONS

Type: Standard
Construction: 7 elements in 6 groups
Angle of View: 46°
Minimum Aperture: f16
Closest Focusing Distance: 0.5m (1 ft. 9 in.)
Filter Size: 52mm
Lenshood: BS-52 (C44-5204) Bayonet
Length: 45.6mm (1 3/4 in.)
Weight: 315g (11 oz.)
Cap: C-52 (CG2-0070)
Case: LH-B9 (hard)/LS-A9 (soft)
(C47-0871) (C47-0951)
Function: Auto aperture, full aperture metering (AE operation when used with all Canon automatic SLR cameras)
Coating: Super Spectra

C21-6069-201

New FD 50mm f1.4

Canon Lens New FD 50mm f1.4

This is just about Canon's most perfect all-around lens in terms of function as well as optical performance. The new design results in lighter weight and more compactness as well as easier handling, thanks to the bayonet mounting system.

It is fast enough to shoot almost anywhere without flash with excellent image quality at every aperture and focusing distance.

Unlike the FD lens it replaces, it has no CAT pin.



SPECIFICATIONS

Type: standard
Construction: 7 elements in 6 groups
Angle of View: 46°
Minimum Aperture: f22
Closest Focusing Distance: 0.45m (1 ft. 5 in.)
Filter Size: 52mm
Lenshood: optional, BS-52 (C44-5204)
Length: 41mm (1 5/8 in.)
Weight: 235g (8 oz.)
Cap: C-52 (CG2-0070)
Case: optional, LH-B8 (C47-0861), LS-A9 (C47-0951)
Function: Auto aperture, full aperture metering (AE operation when used with all Canon automatic SLR cameras)
Coating: Super Spectra

STANDARD LENSES

C21-6107-201

New FD 50mm f1.8

Canon Lens New FD 50mm f1.8

This new standard 50mm f1.8 is even lighter and more compact than the one it replaces, with the addition of a bayonet mounting function for greater ease of operation and security in mounting. The CAT pin has been eliminated in this series.



SPECIFICATIONS

Type: standard
Construction: 6 elements in 4 groups
Angle of View: 46°
Minimum Aperture: f22
Closest Focusing Distance: .6m (2 ft.)
Filter Size: 52mm
Lenshood: optional, BS-52 (C44-5204)
Length: 35mm (1³/₈ in.)
Weight: 180g (6 oz.)
Cap: C-52 (CG2-0070)
Case: optional, LH-B8 (C47-0861), LS-A9 (C47-0951)
Function: Auto aperture, full aperture metering (AE operation when used with all Canon automatic SLR cameras)
Coating: Spectra

C26-1132-211

New FD 50mm f3.5 MACRO

Canon Lens New FD 50mm f3.5 Macro w/Extension Tube FD25U

The New FD 50mm f3.5 MACRO lens was designed especially for critical photomacrography and close-up work, as well as delivering excellent performance at all focusing distances. It features the New FD one-hand mounting system, as well as a very compact, lightweight design for ease of operation and handling. Minimum aperture is f32 for additional depth-of-field in critical macro work.

This New FD 50mm f3.5 MACRO lens is supplied with the Universal Extension Tube FD25U which doubles its magnification ratio to permit focusing to within 8³/₈ inches from the film plane. Without the tube, this lens may also be used for normal photography and focuses to infinity.



SPECIFICATIONS

Type: standard/macro
Construction: 6 elements in 4 groups
Angle of View: 46°
Minimum Aperture: f32
Closest Focusing Distance: 20.5cm (8³/₈ in.) from film plane w/Extension Tube FD25U
Maximum Magnification Ratio: 1:2 1:1 w/Extension Tube FD25U
Filter Size: 52mm
Lenshood: optional, BW-52A (C44-5201)
Length: 57mm (2¹/₄ in.)
Weight: 235g (8 oz.)
Cap: C-52 (CG2-0070)
Case: optional, LH-C10 (C47-0911), LS-B11 (C47-0954)
Function: Auto aperture, full aperture metering (AE operation when used with all Canon automatic SLR cameras)
Coating: Super Spectra

TELEPHOTO LENSES

C21-7212-211

New FD 85mm f1.2L

Canon Lens New FD 85mm f1.2L w/hood

Recommended for Professional Use.

This kind of speed in a lens of this focal length has long been sought after by photographers, but was unavailable until Canon's breakthrough technologies in aspherical lens design. Because of this type of construction, optical performance is almost perfect at every aperture, not just wide open.

Thanks to the use of Canon's new, faster mounting lens mount design, handling this lens is a one-hand operation. In addition, the use of this mount design has resulted in a genuine reduction in weight. Minimum focusing distance has been reduced for even greater versatility.



SPECIFICATIONS

Type: telephoto
Construction: 8 elements in 6 groups
Angle of View: 28° 30'
Minimum Aperture: f16
Closest Focusing Distance: .9m (3 ft.)
Filter Size: 72mm
Lenshood: BT-72 (C44-7241)
Length: 71mm (2¾ in.)
Weight: 680g (1 lb. 8 oz.)
Cap: C-72 (CG2-0073)
Case: optional, LH-C13 (C47-0921), LS-B11 (C47-0954)
Function: Auto aperture, full aperture metering (AE operation when used with all Canon automatic SLR cameras)
Coating: Super Spectra

C21-7193-211

New FD 85mm f1.8

Canon Lens New FD 85mm f1.8 w/hood

The outstanding reputation of the FD 85mm f1.8 S.S.C. lens will be even further enhanced by its New FD Series replacement which is even smaller and lighter while maintaining the identical optical system as its predecessor. Quite a few photographers use this lens as their normal lens, because of its high speed, close focusing and very natural perspective (the same as the human eye). It is ideal for news, general photography and portraiture. In size, it is hardly larger than the standard FD 50mm f1.4. Minimum shooting distance and aperture have been reduced for greater operational flexibility.



SPECIFICATIONS

Type: telephoto
Construction: 6 elements in 4 groups
Angle of View: 28° 30'
Minimum Aperture: f22
Closest Focusing Distance: .85m (2 ft. 9 in.)
Filter Size: 52mm
Lenshood: BT-52 (C44-5205)
Length: 53.5mm (2⅛ in.)
Weight: 345g (12 oz.)
Cap: C-52 (CG2-0070)
Case: optional, LH-C10 (C47-0911), LS-B11 (C47-0954)
Function: Auto aperture, full aperture metering (AE operation when used with all Canon automatic SLR cameras)
Coating: Super Spectra

TELEPHOTO LENSES

C21-7251

Soft Focus New FD 85mm f2.8

Canon Soft Focus Lens New FD 85mm f2.8

This unique lens is ideal for photographers who desire to take "soft focus" portraits, especially of women, children and bridal couples. Its single control ring provides both focusing and continuously variable softening of focusing from normal for sharp pictures through four different levels. Similar to a single-control zoom lens in operation, the user simply focuses and then pushes or pulls to achieve the softening effect desired. This is accomplished by optically undercorrecting the spherical aberration while leaving a sharp core in the center.

Because of the total control of the soft-focus result, this makes the lens superior to the addition of a soft focus filter. In addition, this lens, when used in the normal (zero) position, is ideal for general portraiture, news and candid photography. (Note: the lens must be set in the zero position when employing the Quick-Focus system of the AL-1.)



SPECIFICATIONS

Type: Telephoto with Soft Focus Capability
Construction: 6 elements in 4 groups
Angle of View: 28° 30'
Minimum Aperture: f22
Closest Focusing Distance: 0.8m (2.75 ft.)
Soft Focus Adjustment: 0 (normal), 1, 2, 3 marked positions (continuously variable) w/white index marks
Filter Size: 58mm
Lens Hood: BT-58 (C44-5802)
Length: 69.6mm (2.8 in.)
Weight: 400g (14 oz.)
Cap: C-58 (CG2-0072)
Case: Optional, LH-C13 (C47-0921), LS-B11 (C47-0954)
Function: Auto aperture, full aperture metering (AE operation with all Canon automatic SLR cameras)
Coating: Super Spectra

C21-7231-211

New FD 100mm f2.0

Canon Lens New FD 100mm f2.0 w/ hood

This totally new Canon FD lens design is sure to win the accolades of professional and knowledgeable amateur photographers alike. In use, its combination of good magnification and high speed will prove to be highly advantageous. And its special optical design will prove to be a revelation in performance, setting standards in its class. Canon's special combination of high resolving power *and* contrast in this lens make its performance nothing short of exceptional.

Like all new FD series lenses, it has fast one-hand mounting for superior convenience and handling.



SPECIFICATIONS

Type: telephoto
Construction: 6 elements in 4 groups
Angle of View: 24°
Minimum Aperture: f32
Closest Focusing Distance: 1m (3.5 ft.)
Filter Size: 52mm
Lenshood: BT-52 (C44-5205)
Length: 70mm (2¾ in.)
Weight: 445g (1 lb.)
Cap: C-52 (CG2-0070)
Case: optional, LH-B12 (C47-0881), LS-B11 (C47-0954)
Function: Auto aperture, full aperture metering (AE operation when used with all Canon automatic SLR cameras)
Coating: Super Spectra

TELEPHOTO LENSES


C21-7143-211

New FD 100mm f2.8

Canon Lens New FD 100mm f2.8 w/hood

This lens' predecessor was universally hailed as one of the smallest lenses of its focal length; its replacement is even smaller, more convenient and easier to use, thanks to its new style mounting procedure.

The New FD 100mm f2.8 is the ideal lens for a large number of moderate-telephoto applications, such as portraiture, scenics, sports and (with bellows or extension tubes) close-up and macro work. Most photographers consider this lens a "must" in an SLR outfit. And this New FD offering is a fine example of its focal length.



SPECIFICATIONS

Type: telephoto
Construction: 5 elements in 5 groups
Angle of View: 24°
Minimum Aperture: f32
Closest Focusing Distance: 1m (3 ft. 6 in.)
Filter Size: 52mm
Lenshood: BT-52 (C44-5205)
Length: 53.4mm (2 1/8 in.)
Weight: 270g (9 oz.)
Cap: C-52 (CG2-0070)
Case: optional, LH-C10 (C47-0911), LS-B11 (C47-0954)
Function: Auto aperture, full aperture metering (AE operation when used with all Canon automatic SLR cameras)
Coating: Super Spectra

C26-1142-211

New FD 100mm f4.0 MACRO

Canon Lens New FD 100mm f4 Macro w/Extension Tube FD50U

This New FD series lens is optically identical to its FD predecessor. It is capable of focusing directly to a 1:2 reproduction ratio, and down to 1:1 using the supplied Extension Tube FD50U. Both lens and lens with extension tube provide full FD functions, for photomacrography at its simplest and most efficient.

Many photographers prefer this focal length for photomacrography, since it gives them twice the working distance as a 50mm lens for the same reproduction ratio. This allows more room for lighting equipment and more distance from sensitive subjects.

New features of this lens include the revised Canon breech-lock mounting system for easy, fast mounting with one hand. In addition, a special friction damping device has been incorporated into the helical focusing mechanism. This prevents the unwanted extension of the lens when used in vertical applications, such as copying. Of course, this lens is ideal for general photography as well as macro work.



SPECIFICATIONS

Type: telephoto/macro
Construction: 5 elements in 3 groups
Angle of View: 24°
Minimum Aperture: f32
Closest Focusing Distance: .45m (1 1/2 ft.)
Reproduction ratio: 1:2
1:1 w/Extension Tube FD50-U
Filter Size: 52mm
Lenshood: BT-52 (C44-5202)
Length: 95mm (3 3/4 in.)
Weight: 455g (1 lb., 1 oz.)
Cap: C-52 (CG2-0070)
Case: LS-B13 (C47-0955); LH-B15 (C47-0891)
Function: Auto aperture, full aperture metering (AE operation when used with all Canon automatic SLR cameras)
Coating: Super Spectra

TELEPHOTO LENSES

C21-7241-201

New FD 135mm f2.0

Canon Lens New FD 135mm f2.0

The 135mm focal length has been the ideal compromise between a portrait and long telephoto lens for many photographers. This new Canon lens adds the high speed of a normal lens for even greater versatility.

Despite its ultra-high speed, this new lens is extremely sharp and free of aberrations. It is an entirely new design, featuring six elements in five groups, and measures only 3½ inches in length, overall.

This new design and the New FD bayonet-type mounting system combine to provide a rare combination of high speed, compact dimensions and fast handling.



SPECIFICATIONS

Type: telephoto
Construction: 6 elements in 5 groups
Angle of View: 18°
Minimum Aperture: f32
Closest Focusing Distance: 1.3m (4.5 ft.)
Filter Size: 72mm
Lenshood: Built-in
Length: 90.4mm (3½ in.)
Weight: 700g (1 lb. 9 oz.)
Cap: C-72 (CG2-0075)
Case: LH-C13 (Hard)/LS-B13 (Soft)
(C47-0921)/(C47-0955)
Function: Auto aperture, full aperture metering (AE operation when used with all Canon automatic SLR cameras)
Coating: Super Spectra

C21-7221-201

New FD 135mm f2.8

Canon Lens New FD 135mm f2.8

Replacing the old FD 135mm f2.5 S.C. lens, this New FD Series lens is one of the most compact lenses of its focal length being produced today. Its optical system is completely new and much improved over the lens it replaces. Judicial use of multi coating perfectly corrects for flare inherent in reducing a fast lens in size. This focal length is typically used for almost any type of subjects where a moderate telephoto effect is desired. Especially because of its compactness and very close focusing distance, the New FD 135mm f2.8 is a great addition to any light weight SLR system.



SPECIFICATIONS

Type: telephoto
Construction: 6 elements in 5 groups
Angle of View: 18°
Minimum Aperture: f32
Closest Focusing Distance: 1.3m (4 ft. 6 in.)
Filter Size: 52mm
Lenshood: built-in
Length: 78mm (3⅛ in.)
Weight: 395g (14 oz.)
Cap: C-52 (CG2-0070)
Case: optional, LH-B12 (C47-0881), LS-B13 (C47-0955)
Function: Auto aperture, full aperture metering (AE operation when used with all Canon automatic SLR cameras)
Coating: Super Spectra

TELEPHOTO LENSES

C21-7174-201

Canon Lens New FD 135mm f3.5

New FD 135mm f3.5

Utilizing the same optical system as its previous counterpart, the New FD 135mm f3.5 is even more compact, lighter in weight and closer focusing. It can give photographers the added "reach" they need for nature photography, scenics and sports, coupled to the handling ease of a compact lens which is now enhanced by a new, easier mounting system. Optical performance is unsurpassed in its class.



SPECIFICATIONS

Type: telephoto

Construction: 4 elements in 4 groups

Angle of View: 18°

Minimum Aperture: f32

Closest Focusing Distance: 1.3m (4 ft. 6 in.)

Filter Size: 52mm

Lenshood: built-in

Length: 85mm (3³/₈ in.)

Weight: 325g (11 oz.)

Cap: C-52 (CG2-0070)

Case: optional, LH-B12 (C47-0881),
LS-B13 (C47-0955)

Function: Auto aperture, full aperture
metering (AE operation when used with
all Canon automatic SLR cameras)

Coating: Super Spectra

C21-7205

Canon Lens New FD 200mm f2.8

New FD 200mm f2.8

This redesigned version of Canon's acclaimed high-speed FD 200mm f2.8 telephoto lens uses the same type of lens construction as our New FD 300mm f2.8L lens, providing exceptional reproduction capabilities over the entire image frame.

Optical performance has also been upgraded with the adaption of a new 7-element/6-group lens design. This also enables the minimum focusing distance to be reduced from 1.8 m to 1.5 m (5 feet).

For sports, action and nature photographers who need to reach out with high-speed capability, this is the ideal lens.



SPECIFICATIONS:

Type: Telephoto

Construction: 7 elements in 6 groups

Angle of View: 12°

Minimum Aperture: f32

Closest Focusing Distance: 1.5m (5 ft.)

Filter Size: 72mm

Lens Hood: Built-in

Length: 134.2mm (5.4")

Weight: 735g (1 lb., 9³/₄ oz.)

Cap: C-72 (CG2-0073)

Case: Optional, LH-C19 (C47-0961), LS-B21
(C47-0956)

Function: Auto aperture, full aperture metering
(AE operation with all Canon automatic
SLR cameras)

Coating: Super Spectra

TELEPHOTO LENSES

C21-7165-201

New FD 200mm f4.0

Canon Lens New FD 200mm f4.0

Unusual new features in this New Series FD Lens include Rear Group Focusing System (to facilitate compactness), reduced weight and size, improved optical formula to reduce chromatic aberrations and a closer minimum focusing distance and smaller minimum aperture for greater flexibility of operation. Mounting has been considerably improved using the new bayonet technique. Because of the exceptional balance and light weight of this new lens, it can be hand-held with great ease. It is an outstanding lens for any SLR system because of its combination of telephoto impact and easy portability.



SPECIFICATIONS

Type: telephoto
Construction: 7 elements in 6 groups
Angle of View: 12°
Minimum Aperture: f32
Closest Focusing Distance: 1.5m (5 ft.)
Filter Size: 52mm
Lenshood: built-in
Length: 121.5mm (4¾ in.)
Weight: 440g (15 oz.)
Cap: C-52 (CG2-0070)
Case: optional, LH-A17 (C47-0851)
LS-A18 (C47-0952)
Function: Auto aperture, full aperture metering (AE operation when used with all Canon automatic SLR cameras)
Coating: Super Spectra

C26-1171-201

New FD 200mm f4.0 MACRO

Canon Lens New FD 200mm f4.0 Macro

This new lens represents Canon's innovative answer to the problems of lens-to-subject distances in photomacrography. By using a longer focal length than conventional macro lenses, the same high magnification can be achieved with an increased distance between the lens and the subject. This added distance enables superior lighting positioning and control. In addition, it provides field photographers with the distance needed to work with live subjects, such as insects and birds, with less fear of frightening them away.

Because of Canon's unique optical design, two of the lens' six optical groups move. This results in the lens being able to be focused from infinity to a 1:1 magnification ratio without the need for an accessory extension tube. In addition, the design significantly reduces the distance the focusing ring must be rotated.

Highly versatile, the minimum aperture of f32 provides exceptional depth-of-field control even at high magnifications and the detachable tripod mount enables the user to change from vertical to horizontal composition without removing the camera from the tripod or refocusing. The lens is also excellent for all-purpose telephoto photography.



SPECIFICATIONS:

Type: Telephoto/Macro
Construction: 9 elements in 6 groups
Angle of View: 12°
Minimum Aperture: f32
Closest Focusing Distance: 58cm (1 11")
Reproduction Ratio: 1:1
Filter Size: 58mm
Lenshood: built-in
Length: 182.4mm (7-5/16")
Weight: 830g (1 lb., 13 oz.) (without tripod mount)
Cap: C-58 (29-9662)
Case: LH-D24 (C47-0941)
Function: Auto aperture, full aperture metering (AE operation when used with all Canon automatic SLR cameras)
Coating: Super Spectra

TELEPHOTO LENSES

C21-8092-221

Canon Lens New FD 300mm f2.8L

New FD 300mm f2.8L

Recommended for Professional Use.

This new Canon FD 300mm f2.8L lens is a product of years of research and development and true technological advances. Despite its very high (f2.8) speed, it is unmatched for sharpness, contrast, color fidelity and a lack of distortion even at its maximum aperture.

This new lens features a combination of fluorite elements and Canon-developed UD glass for extraordinary optical performance and flare reduction. In addition, a new rear-group focusing system allows the lens to be focused more easily and does not alter barrel length as the lens is focused from close-up to infinity. Another technical advance is a vari-pitch focusing system which makes focusing faster and more accurate even when focusing on distant objects close to infinity.

The 300mm f2.8L was designed for serious, professional photography with no short-cuts or economies taken that would in any way detract from maximum performance. It is truly extraordinary.



SPECIFICATIONS

Type: telephoto
Construction: 9 elements, 7 groups including special fluorite and UD glass elements
Angle of View: 8° 15'
Minimum Aperture: f32
Closest Focusing Distance: 3m (10 ft.)
Filter Size: 48mm (drop-in type)
Lenshood: Built-in; extension hood EH-123 (C44-8101)
Length: 245mm (9.5 in.)
Weight: 2300g (5 lbs., 2 oz.)
Cap: Bag Type (CF2-0586)
Case: Exclusive Hard Case (C47-0981)
Function: Auto aperture, full aperture metering (AE operation when used with all Canon automatic SLR cameras)
Coating: Super Spectra

C21-8172-201

Canon Lens New FD 300mm f4.0L

New FD 300mm f4.0L

Recommended for Professional Use.

This superb Canon 300mm telephoto lens is ideal for following sports action and is light enough and fast enough to be hand-held under most circumstances although it is equipped with a heavy-duty tripod mount.

Using special, Canon-designed ultra-low dispersion (UD) glass created for maximum performance in this focal length, this telephoto lens is critically sharp throughout its entire focusing range, despite its extremely high speed (f4).

Other innovations include rear-group focusing which does not require a change in the length of the lens as it is focused, maintaining good balance and handling, as well as a vari-pitch focusing system for easy, precise focusing on distant subjects.

The 300mm focal length optically shortens the distance between camera and subject, recording objects on film approximately 6X larger than would be possible with a normal, 50mm lens.

This New FD lens attaches easily to all Canon SLR cameras with a simple bayonet-type action, for fast, positive mounting.



SPECIFICATIONS

Type: telephoto
Construction: 7 elements in 7 groups
Angle of View: 8° 15'
Minimum Aperture: f32
Closest Focusing Distance: 3m (10 ft.)
Filter Size: 34mm drop-in type
Lenshood: Built-in
Length: 208mm (8.1 in.)
Weight: 1100g (2 lbs., 7 ozs.)
Cap: C-84 (CA2-0441)
Case: LH-D24 (C47-0941)
Function: Auto aperture, full aperture metering (AE operation when used with all Canon automatic SLR cameras)
Coating: Super Spectra

TELEPHOTO LENSES

C21-8142-201

Canon Lens New FD 300mm f4.0

New FD 300mm f4.0

This new FD Lens provides outstanding versatility in any light with its fast f4 maximum aperture coupled with excellent balance and light weight for convenient hand-held shooting. In order to keep size to a minimum for its aperture, the Rear Group Focusing System is employed. Spherical and chromatic aberrations have been corrected to near-perfect levels, thanks to a new optical design. Besides the Rear Group Focusing System (which keeps lens length constant through the focusing range) this lens employs a vari-pitch cam-type focusing mechanism for exceptionally light and fast focusing. Small focusing ring diameter, close focusing and other combined features make this lens one of the most versatile and valuable examples of its focal length. A detachable tripod mount is provided as is a filter holder for economical 34mm drop-in filters.



SPECIFICATIONS

Type: telephoto
Construction: 6 elements in 6 groups
Angle of View: 8° 15'
Minimum Aperture: f32
Closest Focusing Distance: 3m (10 ft.)
Filter Size: drop-in type 34mm w/holder
Lenshood: built-in
Length: 204mm (8 in.)
Weight: 945g (2 lbs. 1 oz.) (including tripod mount)
Cap: C-84 (CA2-0441)
Case: optional, LH-D24 (C47-0941)
Function: Auto aperture, full aperture metering (AE operation when used with all Canon automatic SLR cameras)
Coating: Super Spectra

C21-8016-201

Canon Lens New FD 300mm f5.6

New FD 300mm f5.6

Essentially the same, optically, as the FD 300mm f5.6 S.S.C. lens it replaces, this New FD series lens incorporates the handling and operational improvements characteristic of New FD lenses: smaller minimum aperture, vari-pitch focusing for easy, precise focusing on distant subjects, and the fast, easy mounting operation. It is one of lightest, most compact lenses of its focal length being made today. Because of the rear-group focusing system, lens length does not increase as the lens is focused, maintaining excellent hand-held balance at critical close focusing distances.



SPECIFICATIONS

Type: telephoto
Construction: 6 elements in 5 groups
Angle of View: 8° 15'
Minimum Aperture: f32
Closest Focusing Distance: 3m (9 ft. 11 in.)
Filter size: 58mm
Lenshood: built-in
Length: 198.5mm (7 7/8 in.)
Weight: 635g (1 lb. 6 ozs.)
Cap: C-58 (29-9662)
Case: optional, LH-B24 (C47-0901) LS-A (C47-0953)
Function: Auto aperture, full aperture metering (AE operation when used with all Canon automatic SLR cameras)
Coating: Super Spectra

SUPER TELEPHOTO LENSES

C21-8211-221

New FD 400mm f2.8L

Canon Lens New FD 400mm f2.8L

Recommended for Professional Use.

The Canon FD 400mm f2.8L represents a breakthrough in optical engineering. Never before has there been a lens of this focal length with this fast a maximum aperture. Yet, despite its f2.8 speed, the unique design of this lens makes it superior to many more conventional designs in sharpness, contrast and the elimination of flare, making it ideal for professional sports photography.

Two special UD glass elements are incorporated into this entirely new design which greatly reduce flare and make it possible to maintain exceptional color balance and sharpness even when the lens is used at its maximum aperture. In addition, a rear-group focusing system permits fast, smooth focusing without increasing the length of the lens barrel during focusing operations. A pre-set focusing lock also permits a rapid return to pre-selected focus points, and a click-stopped "one-touch" release lens revolving mechanism permits fast changes from horizontal to vertical format photography.

The 400mm f2.8L lens was designed for serious, professional photography and is destined to become a mainstay of professional sports photographers.



SPECIFICATIONS

Type: super telephoto
Construction: 10 elements, 8 groups including special UD glass elements
Angle of View: 6° 10'
Minimum Aperture: f32
Closest Focusing Distance: 4m (15 ft.)
Filter Size: 48mm (drop-in type)
Lenshood: built-in; extension hood EH-162 (C44-8103)
Length: 348mm (13-11/16 inches)
Weight: 4500g (10 lbs., 2 oz.)
Cap: Bag Type (CF2-0634)
Case: Exclusive Metal Carrying case (C47-6371)
Function: Auto aperture, full aperture metering (AE operation when used with all Canon automatic SLR cameras)
Coating: Super Spectra

C21-8102-211

New FD 400mm f4.5

Canon Lens New FD 400mm f4.5

Exceptional optical engineering enables the Canon New FD 400mm f4.5 lens to have the key features demanded by photographers in a lens of this focal length: lightweight and compact size plus high speed.

Following the optical design pioneered by the Canon FD 400mm f4.5 SSC lens, the rear group of the lens moves when focusing, permitting focusing through the complete range with no change in overall barrel length. This provides good weight balance. The lens also features vari-pitch focusing, which easily enables accurate long focusing. In addition, the lens features a minimum aperture of f32 for additional depth-of-field control, especially with high-speed films.

The improved FD mount provides strong support and makes mounting and removal faster and easier



SPECIFICATIONS

Type: super telephoto
Construction: 6 elements, 5 groups
Angle of View: 6° 10'
Minimum Aperture: f32
Closest Focusing Distance: 4m (13 ft.)
Filter Size: 34mm (drop-in type)
Lenshood: built-in (Optional Extension Hood EH-98, C44-8104)
Length: 287.5mm (11½ inches)
Weight: 1415g (3 lbs. 1¼ oz.)
Cap: Bag-Type (CF2-0639)
Case: Exclusive Hard Case (C47-0792)
Strap: Action Strap 3 (C56-1221)
Function: auto aperture, full aperture metering (AE operation with A-1 AE-1 PROGRAM, AE-1 AV-1 EF, New F-1 when used with AE component or Servo EE Finder on F-1)
Coating: Super Spectra

SUPER TELEPHOTO LENSES

C21-8182

New FD 500mm f4.5L

Canon Lens New FD 500mm f4.5L

Recommended for Professional Use

This version of Canon's FD 500mm f4.5L lens features Canon's improved New FD breech-lock mount which enables mounting with a simple twist. The lens incorporates BOTH Fluorite and Canon's new UD (Ultra-low Dispersion) glass for performance that is not only superb, but extremely fast for a lens of its focal length.

In addition, this surprisingly lightweight and compact lens features a plano-parallel glass protective flat used as a protective front element. It also features a built-in focus pre-setting mechanism which enables very rapid operation. The tripod mount has been changed to a built-in permanent type design.

For sports, nature and surveillance photography, this is an ideal lens even under difficult lighting conditions.



SPECIFICATIONS

Type: super telephoto
Construction: 7 elements in 6 groups
Angle of View: 5°
Minimum Aperture: f32
Closest Focusing Distance: 4m (15 ft.)
Filter Size: drop-in type 48mm w/holder
Lenshood: built-in
Length: 395mm (15-9/16 inches)
Weight: 2,650g (5 lbs., 13 oz.)
Cap: exclusive (CF2-0345)
Case: exclusive (C47-6361)
Function: Auto aperture, full aperture metering (AE operation when used with all Canon automatic SLR cameras)
Coating: Super Spectra

C21-8152-211

New Reflex 500mm f8.0

Canon Reflex Lens New 500mm f8

This new mirror-reflex lens is so compact and light that many photographers will prefer it to larger, but less powerful telephoto lenses.

Optically, it is superb, focusing past infinity (for use in extremely cold weather) and featuring Super-Spectra Coating for flare reduction.

Measuring just 5¾ inches in length, this high-powered lens can travel anywhere. And, it's light enough to be used hand-held or on a monopod at higher shutter speeds.

Special Canon 34mm ND filters are inserted into a special filter slot at the rear of the lens for exposure adjustment, as the reflex design does not incorporate a diaphragm. A tripod socket is provided, and this new lens features a new system that allows it to be mounted or removed from Canon SLR bodies with a simple, bayonet-type action.



SPECIFICATIONS

Type: Mirror Super-telephoto
Construction: 6 elements in 3 groups (including mirror)
Angle of View: 5°
Aperture: f8.0 (fixed)
Closest Focusing Distance: 4m (13.2 ft)
Filter Size: 34mm drop-in type
Lenshood: built-in
Length: 146mm (5¾ in.)
Weight: 705g (1 lb., 9 ozs.)
Cap: S-83 (CA2-0698)
Case: Exclusive (C47-0841)
Function: Auto aperture, full aperture metering (AE operation when used with all Canon automatic SLR cameras)
Coating: Super Spectra

SUPER TELEPHOTO LENSES

C21-8122-221

New FD 600mm f4.5

Canon Lens New FD 600mm f4.5

The Canon FD 600mm f4.5 Super Telephoto lens is a proven optical design that now incorporates some additional features that add to its versatility and ease of handling. However, it still remains the mainstay of sports photographers and others who demand high performance and reliability in a super telephoto lens.

This new lens incorporates smaller, more convenient controls and such advantages as a friction lock system for the focusing control knobs, f32 minimum aperture for increased depth-of-field, an oversized aperture control ring with two scales and a "one-touch" release revolving mechanism permits fast changes from horizontal to vertical format photography. A new mounting system facilitates attaching the lens to Canon bodies and provides a positive lock when the lens is in place.

This 600mm lens provides an image 12X larger than as seen with a normal, 50mm lens and is designed for mounting on a heavy-duty tripod.



SPECIFICATIONS

Type: super telephoto

Construction: 6 elements, 5 groups

Angle of View: 4° 10'

Minimum Aperture: f32

Closest Focusing Distance: 8m (26 ft., 2½ in.)

Filter Size: 48mm (drop-in type)

Lenshood: built-in; extension hood EH-150 (C44-8102)

Length: 462mm (18¾ in.)

Weight: 3740g (8 lbs., 5 oz.)

Cap: Bag Type (CF2-0633)

Case: Exclusive Metal carrying case (C47-6342)

Function: Auto aperture, full aperture metering (AE operation when used with all Canon automatic SLR cameras)

Coating: Super Spectra

C21-8192-221

New FD 800mm f5.6L

Canon Lens New FD 800mm f5.6L

Recommended for Professional Use.

This Canon FD 800mm super telephoto lens incorporates Canon-designed UD glass for improved definition, contrast and reduction of flare. In addition, certain mechanical improvements have been added that enhance operation and convenience.

Since this super telephoto lens must be tripod mounted for good results, a click-stopped "one-touch" release lens revolving mechanism permits fast changes from horizontal to vertical format photography. Rotating knobs provide fast, precise focusing and a locking mechanism can be adjusted to provide varying degrees of friction in the focusing control system.

A new mounting system facilitates attaching the lens to Canon bodies and provides a positive lock when the lens is in place.



SPECIFICATIONS

Type: super telephoto

Construction: 7 elements, 6 groups including special UD glass element

Angle of View: 3° 06'

Minimum Aperture: f32

Closest Focusing Distance: 14m (45 ft.)

Filter Size: 48mm (drop-in type)

Lenshood: built-in; extension hood EH-150 (C44-8102)

Length: 577mm (1 ft., 9 in.)

Weight: 4100g (9 lbs., 3½ oz.)

Cap: Bag Type (CF2-0638)

Case: Exclusive Metal Carrying case (C47-6353)

Function: Auto aperture, full aperture metering (AE operation when used with all Canon automatic SLR cameras)

Coating: Super Spectra

ZOOM LENSES

C21-9122-211


New FD 24-35mm f3.5L

Recommended for Professional Use.

Canon Zoom Lens New FD 24-35mm
f3.5L w/hood

More and more photographers are finding that their ideally-useful focal lengths lie in the range of 24mm to 35mm, or ultra-wide to wide-angle. With this in mind, Canon has developed a lens in this range that zooms from 24mm to 35mm with outstanding optical and mechanical performance, thanks to the incorporation of an aspherical surface in its design, to minimize typical optical aberrations.

New features of this revised FD lens include faster mounting and dismounting and a slight reduction in overall weight. For the photographer seeking an ideal zoom lens in this range, it has no equal.



SPECIFICATIONS

Type: zoom
Construction: 12 elements in 9 groups
Angles of View: 84°-63°
Minimum Aperture: f22
Closest Focusing Distance: .4m (1.5 ft.)
Filter Size: 72mm
Lenshood: BW-72 (C44-7231)
Length: 86.6mm (3³/₈ in.)
Weight: 495g (1 lb., 1 oz.)
Cap: C-72 (CG2-0073)
Case: optional, LH-C13 (C47-0921),
LS-B13 (C47-0955)
Function: Auto aperture, full aperture
metering (AE operation when used with
all Canon automatic SLR cameras)
Coating: Super Spectra


C21-9102-211

New FD 28-50mm f3.5

Canon Zoom Lens New FD 28-50mm
f3.5 w/hood

Many professional photographers and advanced amateurs alike are finding that most of their photography is done with lenses in the wide-angle-to-normal focal length range. For them, this New FD 28-50mm f3.5 zoom is ideal, offering macro operation at the flick of a switch, compactness, light weight and outstanding optical performance at every aperture, focal length and distance.

The new FD features of this lens include easier mounting with the improved breech-lock system for one-hand operation that is more secure and faster in every situation.



SPECIFICATIONS

Type: zoom
Construction: 10 elements in 9 groups
Angle of View: 75°-46°
Minimum Aperture: f22
Closest Focusing Distance: Macro capability
to .25m (9.8 in.)
Reproduction Ratio: 1:4.3
Filter Size: 58mm
Lenshood: W-69-B (rubber) (C44-6911)
Length: 99.5mm (4 in.)
Weight: 470g (1 lb.)
Cap: 69mm (29-9871)
Case: LS-B13 (C47-0955); LH-B15 (C47-0891)
Function: Auto aperture, full aperture
metering (AE operation when used with
all Canon automatic SLR cameras)
Coating: Super Spectra

ZOOM LENSES


C21-9092-211

New FD 35-70mm f2.8-3.5

Canon Zoom Lens New FD 35-70mm
f2.8-3.5

In the few short years since its introduction, this lens has become a bestseller in its class. Its versatility, optical and mechanical performance and overall fine quality have made it the "standard" lens for many knowledgeable professional and advanced amateur photographers. Macro photography is performed with a simple switch.

New features of this lens include the revised FD breech-lock mounting system for one-hand mounting and dismounting with a twist of the wrist. In addition to this faster and more secure type of lens mounting, the New FD 35-70mm f2.8-3.5 has been reduced somewhat in size and weight, for greater portability.



SPECIFICATIONS

Type: zoom

Construction: 10 elements in 10 groups

Angle of View: 64°-31°

Minimum Aperture: f22

Closest Focusing Distance: macro capability to .3m (1 ft.)

Reproduction Ratio: 1:5

Filter Size: 58mm

Lenshood: W-69 (rubber) (4-46901-00)

Length: 120mm (4¾ in.)

Weight: 545g (1 lb., 3 oz.)

Cap: 69mm (29-9871)

Case: LS-A18 (C47-0952); LH-B15 (C47-0891)

Function: Auto aperture, full aperture metering (AE operation when used with all Canon automatic SLR cameras)

Coating: Super Spectra

C21-9251

New FD 35-70mm f3.5-4.5

Canon Zoom Lens
New FD 35-70mm f3.5-4.5

An extraordinary breakthrough in lens design, the Canon New FD 35-70mm f3.5-4.5 is the world's most compact and lightweight 35-70mm zoom lens. In fact, it's as compact as our standard 50mm f1.4 lens and may be used with all Canon type "L" SLR camera cases.

It has a full range macro mode with magnifications ratios ranging from 0.11x at 35mm to 0.2x at 70mm, enabling close-up photography at any focal length.

In addition to these features, this lens is extremely economical, making it ideal as a first zoom lens.



SPECIFICATIONS

Type: Zoom

Construction: 9 elements in 8 groups

Angle of View: 63°-34°

Minimum Aperture: f22

Closest Focusing Distance: .39m (1' 3½")

Filter Size: 52mm

Lenshood: BW-58C (Code No. C44-5811)

Length: 60.9mm (2.4")

Weight: 210g (7.4 oz.)

Cap: B-62 (CA2-3745) Can also be used with C-52 (CG2-0070)

Case: Optional, LHP-B9 (C47-1021)

Function: Auto aperture, full aperture metering (AE operation with all Canon automatic SLR cameras)

Coating: Super Spectra

ZOOM LENSES

C21-9221-211

New FD 35-70mm f4.0 AF

Canon Zoom Lens New FD 35-70mm f4.0 AF



A revolutionary concept in single-lens reflex photography, Canon's new FD 35-70mm f4.0 AF lens provides automatic focusing at the most popular focal lengths, making it ideal for scenics, indoor shots, portraits and general purpose photographs. Precision focusing is achieved with Canon's Solid State Triangulation (SST) system, proven in Canon's Super 8 camera.

To use, the photographer selects the focal length he desires (for example, 50mm) and depresses a button. The autofocus part of the lens automatically rotates the lens to the correct focusing position each time the button is depressed. There is an audible "beep" signal indicating the automatic focus. The signal can be switched off if desired.

Powered by two AA-size batteries, there is a built-in LED battery check. For focusing below one meter, such as with exceptionally tight head portraits, the lens must be focused manually. The lens design is the same as Canon's New FD 35-70mm f4.0 lens and features the new FD bayonet mounting procedure for improved handling.

SPECIFICATIONS

Type: Zoom, with automatic focusing
Construction: 8 elements in 8 groups
Angle of View: 63°-34°
Minimum Aperture: f22
Closest Focusing Distance:
with autofocus 1m (3 ft. 3 in.)
with manual .5m (1 ft. 9 in.)
Filter Size: 52mm
Lenshood: None
Length: 84.5mm (3-1/16 in.)
Weight: 604g (21 oz.) without batteries
Cap: Exclusive (CA2-3385)
Case: Exclusive (C47-1011)
Function: Auto aperture, full aperture metering (AE operation when used with all Canon automatic SLR cameras)
Power Supply: Two AA-size batteries
Coating: Super Spectra

C21-9141-201

New FD 35-70mm f4.0

Canon zoom Lens New FD 35-70mm f4.0

An entirely new zoom lens for Canon SLR's, this optic does not replace the current FD 35-70mm f2.8-3.5 S.S.C. lens but offers instead a more compact, more economical alternative at the price of a fraction of an f-stop in maximum speed. It has been designed to offer, throughout its focal length range, equivalent performance to any fixed focal length it can replace. Besides the benefits of lighter weight and greater compactness, reducing the maximum aperture to f4 makes it easier to get superb optical quality economically. As is the case with all New FD Series Lenses, the mounting procedure has been changed to bayonet style for much improved handling.



SPECIFICATIONS

Type: zoom
Construction: 8 elements in 8 groups
Angle of View: 63°-34°
Minimum Aperture: f22
Closest Focusing Distance: .5m (1 ft. 9 in.)
Filter Size: 52mm
Lenshood: W-62 (metal) (C44-6202)
Length: 84.5mm (3-1/16 in.)
Weight: 315g (11 oz.)
Cap: exclusive (CF2-0169)
Case: optional, LH-B12 (C47-0881)
LS-B13 (C47-0955)
Function: Auto aperture, full aperture metering (AE operation when used with all Canon automatic SLR cameras)
Coating: Super Spectra

ZOOM LENSES

C21-9191-201

New FD 35-105mm f3.5

Canon Zoom Lens New FD 35-105mm f3.5

The Canon FD 35-105mm f3.5 lens is the ideal companion for all Canon SLR cameras. It offers a very large 3X zoom ratio that covers the most popular focal lengths for everyday shooting—35mm wide-angle, 50mm normal, 85mm portrait and 105mm short telephoto, maintaining a relatively fast, f3.5 maximum aperture throughout the range.

Less than 4½ inches long, and weighing just under 1½ lbs., this compact zoom can travel anywhere, and might very well eliminate the need for carrying a normal, 50mm lens unless low-light shooting is required. It also features a MACRO focusing capability that allows shooting subjects as near as 7½ inches from the front element!

Despite all its built-in versatility, the FD 35-105mm f3.5 zoom is Super Spectra coated and designed to yield the same high performance and low distortion characteristic of all fine Canon zoom lenses.



SPECIFICATIONS

Type: zoom

Construction: 15 elements in 13 groups

Angle of View: 63°–23° 20'

Minimum Aperture: f22

Closest Focusing Distance:

Normal—1.5m (5 ft.)

MACRO—0.3m (1 ft.) from film plane

Magnification ratio: 0.18X

Filter Size: 72mm

Lenshood: BW-72B (C44-7251)

Length: 108.4mm (4.4 in.)

Weight: 640g (1 lb., 7 oz.)

Cap: C72 (CG2-0073)

Case: LH-C16 (C47-1001), LS-B16 (C47-0991)

Function: Auto aperture, full aperture metering (AE operation when used with all Canon automatic SLR cameras)

Coating: Super Spectra

C21-9181-211

New FD 50-135mm f3.5

Canon Zoom Lens New FD 50-135mm f3.5

The Canon FD 50-135mm zoom lens answers the need for a single lens that can shoot normal, portrait, candid and telephoto pictures. It was also designed for especially fast handling, with a single push-pull control ring providing both zoom and focusing operations at the user's fingertips.

Despite its nearly 3X zoom ratio, this versatile lens is only 5 inches in length and weighs just over 1½ pounds, making it small and light enough to carry with you anywhere. In fact, many photographers will probably elect to leave this zoom permanently attached to their Canon SLR cameras in place of the normal, 50mm lens except for shooting in dark, available-light conditions. This 50-135mm lens also offers a special MACRO focusing feature that permits shooting subjects as close as 1 ft., 7 inches from the front element!



SPECIFICATIONS

Type: zoom

Construction: 16 elements in 12 groups

Angle of View: 46°–18°

Minimum Aperture: f32

Closest Focusing Distance:

Normal—1.5m (5 ft.)

MACRO—0.6m (2 ft.) from film plane

Magnification ratio: 0.1X

Filter Size: 58mm

Lenshood: BS-58 (4-46015-00)

Length: 125.4mm (4.9 in.)

Weight: 720g (1 lb., 9½ oz.)

Cap: C-58 (29-9662)

Case: LH-C16 (C47-1001), (C47-0991)

Function: Auto aperture, full aperture metering (AE operation when used with all Canon automatic SLR cameras)

Coating: Super Spectra

ZOOM LENSES

C21-9211

Canon Lens New FD 50-300mm f4.5L

New FD 50-300mm f4.5L

Recommended for Professional Use

For those who seek simplicity, combined with optical performance capable of the highest professional demands, the Canon New FD 50-300mm combines many of the most popular focal lengths with an incredible 6-to-1 zoom ratio.

By using Canon's low dispersion/low diffraction UD glass for two of the lens' elements, there is extraordinary compensation for chromatic aberration and minimal secondary spectrum.

With the introduction of this lens, Canon has also introduced a special filter holder (Code Number CG0-2006) for using acetate and gelatin filters.

For those photographers who want the advantages of a normal, portrait, telephoto and long telephoto focal lengths, combined with surprising speed, this lens is the answer.



SPECIFICATIONS

Type: Zoom

Construction: 16 elements in 13 groups

Angle of View: 46°-8°15'

Minimum Aperture: f32

Closest Focusing Distance: 2.5m (8' 3")

Filter Size: acetate or gelatin w filter holder GH Regular-L (CG0-2006)

Lenshood: Lens Hood S-100 (C44-8111)

Length: 250mm (10 in.)

Weight: 1,945g (4 lbs., 4 oz.)

Cap: S-95 (CA2-3144)

Case: Exclusive (C48-0101)

Function: Auto aperture, full aperture metering (AE operation when used with all Canon automatic SLR cameras)

Coating: Super Spectra

C21-9131-201

Canon zoom Lens New FD 70-150mm f4.5

New FD 70-150mm f4.5

This optically-compensated zoom approaches the theoretical limits of perfect zoom lens design, thanks to its optical (rather than mechanical) compensation. A one-ring zoom/focus system is employed to greatly facilitate operation and help reduce size and weight. Thanks to its bayonet type of mounting it is exceptionally handy and fast to use. As a general-purpose zoom for the photographer seeking compactness and flexibility, the New FD 70-150mm f4.5 offers excellent performance and economy.



SPECIFICATIONS

Type: zoom

Construction: 12 elements in 9 groups

Angle of View: 34°-16°20'

Minimum Aperture: f32

Closest Focusing Distance: 1.5m (5 ft.)

Filter Size: 52mm

Lenshood: built-in

Length: 132mm (5 1/8 in.)

Weight: 530g (1 lb., 3 ozs.)

Cap: C-52 (CG2-0070)

Case: optional, LH-A17 (C47-0851), LS-A18 (C47-0952)

Function: Auto aperture, full aperture metering (AE operation when used with all Canon automatic SLR cameras)

Coating: Super Spectra

ZOOM LENSES

C21-9171-201

New FD 70-210mm f4.0

Canon zoom lens New FD 70-210mm f4.0

The Canon FD 70-210mm f4.0 zoom represents a major achievement in zoom lens design. Despite its great 3X zoom ratio, covering portrait, short and medium telephoto focal lengths, this lens is amazingly compact and lightweight, measuring just six inches in length and weighing just 25 ounces. It is also a single-control design, with one main control ring for focusing and zooming. Lastly, it features a special MACRO focusing range that allows extreme close-up photography of subjects within 10 inches of the front lens element.

The combination of long range, single-control design and Macro focusing capability—combined with its extremely small size—make this one of the most versatile and convenient zoom lenses ever created.



SPECIFICATIONS

Type: Zoom
Construction: 12 elements in 9 groups
Angle of View: 34° -11° 45'
Minimum Aperture: f32
Closest Focusing Distance: Normal 1.2m (3 ft., 10 in.) MACRO 0.25m (10 in.) from front element (0.25 X magnification)
Filter Size: 58mm
Lenshood: BT-58 (C44-5802)
Length: 151mm (6 in.)
Weight: 705g (1 lb., 9 oz.)
Cap: C-58 (29-9662)
Case: LH-C19 (hard)/LS-B21 (soft) (C47-0961) (C47-0956)
Function: Auto aperture, full aperture metering (AE operation when used with all Canon automatic SLR cameras)
Coating: Super Spectra


C21-9112-201

New FD 80-200mm f4.0

Canon Lens New FD 80-200mm f4.0

This remarkable New FD 80-200mm f4.0 zoom lens incorporates the fast, easy-handling New FD mounting system for one-hand mounting and removal, as well as a special optical design that permits focusing as close as one meter (3.3 feet) despite its 200mm maximum focal length.

Despite the fact that this compact lens only weighs 1 lb., 11 ozs., its optical and mechanical performance put it at the very top of its class of zoom lenses. It offers an exceptional combination of features, easy handling and superb optical quality in a lightweight design that can be carried along anywhere.



SPECIFICATIONS

Type: zoom
Construction: 15 elements in 11 groups
Angle of View: 30°-12°
Minimum Aperture: f32
Closest Focusing Distance: 1m (3 ft. 6 in.)
Filter Size: 58mm
Lenshood: built-in
Length: 161mm (6 3/8 in.)
Weight: 765g (1 lb., 11 ozs.)
Cap: C-58 (29-9662)
Case: optional, LH-B24 (C47-0901), LS-B21 (C47-0956)
Function: Auto aperture, full aperture metering (AE operation when used with all Canon automatic SLR cameras)
Coating: Super Spectra

ZOOM LENSES

C21-9073-211

New FD 85-300mm f4.5

Canon Zoom Lens New FD 85-300mm f4.5

This new FD 85-300mm f4.5 zoom lens is an improved version of a proven optical design, offering an incredible range in a lens less than ten inches long. This Canon zoom offers portrait, short and long range telephoto shooting by varying its focal length from 85mm to 300mm—over 3.5X!

The most significant improvement in this lens is the addition of the New FD type mounting system which allows the lens to be attached to the camera with a simple bayonet-type twisting action with one hand. A friction lock has been provided for the lens hood, and an improved, removable tripod mount has also been incorporated.

The combination of extreme range, relatively small size and the additional convenience of the New FD mounting system make this 85-300mm zoom lens one of the most flexible optical systems ever created.



SPECIFICATIONS

Type: Zoom

Construction: 15 elements, 11 groups

Angle of View: 28° 30'–8° 15'

Minimum Aperture: f32

Closest Focusing Distance: 2.5m (8 ft.)

Filter Size: 82mm (Series IX filters w/adaptor ring)

Lenshood: Built-in

Length: 246.8mm (9 $\frac{5}{8}$ in.)

Weight: 1,830g (4 lbs., 2 oz.)

Cap: Lens Cap 94 (29-9943)

Case: Exclusive (C47-0525)

Function: Auto aperture, full aperture metering (AE operation when used with all Canon automatic SLR cameras)

Coating: Super Spectra

C21-9083-201

New FD 100-200mm f5.6

Canon Zoom Lens New FD 100-200mm f5.6

This New FD 100-200mm f5.6 zoom lens replaces the FD 100-200mm f5.6 S.C. model, a continual best-seller. This New FD model zoom offers lighter weight and more compact dimensions, plus the one-hand convenience and speed of the New FD mounting system.

Using a special, optically compensated zooming system, optical quality has been increased almost to the limits of theoretical perfection while reducing size and weight. For the photographer seeking a truly all-purpose zoom with excellent performance and economy, this New FD zoom would be an excellent choice.



SPECIFICATIONS

Type: zoom

Construction: 8 elements in 5 groups

Angle of View: 24°-12°

Minimum Aperture: f32

Closest Focusing Distance: 2.5m (8 ft.)

Filter Size: 52mm

Lenshood: built-in

Length: 167mm (6 $\frac{5}{8}$ in.)

Weight: 610g (1 lb., 5 ozs.)

Cap: C-52 (CG2-0070)

Case: optional, LH-B24 (C47-0901), LS-B21 (C47-0956)

Function: Auto aperture, full aperture metering (AE operation when used with all Canon automatic SLR cameras)

Coating: Super Spectra

ZOOM LENSES

C21-9161-201

New FD 100-300mm f5.6

Canon Zoom Lens New FD 100-300mm f5.6

Featuring a long range (100-300mm) and the convenience of single-control operation, this 3X zoom lens is destined to become a favorite among Canon photographers.

This 100-300mm zoom lens features an advanced optical/mechanical design that constantly corrects for changes in optical characteristics and aberrations as the focal length is changed. Therefore, photographs taken at any focal length are excellent.

Perhaps most important is the combination of compact size, light weight and easy handling this lens provides. A convenient single control ring provides focus and zoom functions for fast shooting, and the entire lens measures just over eight inches in length. Like other lenses in our New FD series, it attaches easily to all Canon SLR cameras with a simple, bayonet-type action.



SPECIFICATIONS

Type: Zoom
Construction: 14 elements in 9 groups
Angle of View: 24°–8° 15'
Minimum Aperture: f32
Closest Focusing Distance: 2m (6.6 ft.)
Filter Size: 58mm
Lenshood: BT-58 (C44-5802)
Length: 207mm (8.1 in.)
Weight: 835g (1 lb. 13 ozs.)
Cap: C-58 (29-9662)
Case: LH-C24 (Hard)/LS-B24 (Soft) (C47-0971)/(C47-0957)
Function: Auto aperture, full aperture metering (AE operation when used with all Canon automatic SLR cameras)
Coating: Super Spectra

C21-9151

New FD 150-600mm f5.6L

Canon Zoom Lens New FD 150-600mm f5.6L


Recommended for professional use

This outstanding new zoom lens provides an incredible 4:1 zoom ratio while covering practically every telephoto use.

An extraordinary lens design of 19 elements in 15 groups assorted into four different optical systems permits razor sharp, low distortion images. Three of the elements are made of Canon's superb UD glass for ultra-low dispersion of light. And the large f5.6 maximum aperture enables shooting under relatively low-light conditions at all focal lengths up to 600mm.

In order to obtain a highly-compact size for a focal length of this type, Canon created the world's first internal focusing system in a zoom lens. Canon then combined this with a single-control knob which provides exceptional control of both focusing and zooming enabling fast operation. The focusing mechanism features a special anti-backlash function which makes consistent sharpness possible.

The lens also features a handy carrying handle and a revolving mechanism for vertical/horizontal orientation of the 35mm frame.



SPECIFICATIONS:

Type: zoom
Construction: 19 elements in 15 groups
Angle of view: 13° 40'–3°30'
Minimum Aperture: f32
Closest Focusing Distance: 3m (10 ft.)
Filter Size: 34mm (drop-in type)
Lenshood: Built-in
Length: 468mm (1 ft., 6 in.)
Weight: 4,262g (9 lbs., 6 oz.)
Cap: Exclusive (CF2-0716)
Case: Exclusive (C48-6321)
Function: Auto aperture, full aperture metering (AE operation with all Canon automatic SLR cameras)
Coating: Super Spectra

EXTENDERS

C54-3662-211

Extender FD2X Type A

Canon Extender FD2X Type A
(for 100mm or longer lenses)

This Extender effectively doubles an FD lens' normal focal length. It maintains full FD lens functions such as AE operation and auto diaphragm action.



SPECIFICATIONS:

Type: 2X Extender
Construction: 5 elements, 4 groups
Magnification: 2X
Length: 35.2mm (1 $\frac{3}{8}$ in.)
Weight: 210g (7.4 oz.)
Case: LH-B8 (C47-0861)
Function: Auto aperture, full aperture metering (AE operation when used with all Canon automatic SLR cameras)
Coating: Super Spectra

C54-3663-211

Extender FD2X Type B

Canon Extender FD2X Type B
(for 300mm or shorter lenses)

A most useful and unique accessory, the Canon Extender FD2X Type B effectively doubles the focal length of FD or New FD lenses. It may be used with all lenses of 300mm focal length or less, including zoom and wide-angle lenses.

Special optical construction makes it possible to use the Type B extender on a wide variety of Canon lenses without sacrificing image quality.



SPECIFICATIONS

Type: 2X Extender
Construction: 7 elements in 5 groups
Magnification: 2 times
Length: 43.9mm (1 $\frac{3}{4}$ in.)
Weight: 240g (8.5 oz.)
Case: LH-B8 (C47-0861)
Function: Auto aperture, full aperture metering (AE operation when used with all Canon automatic SLR cameras)
Coating: Super Spectra

C54-3761-211

Extender FD1.4X Type A

Canon Extender FD 1.4X Type A
(for 300mm or longer lenses) *

The Canon Extender FD 1.4X Type A is a very special accessory designed to increase the focal length of long telephoto lenses with a minimum loss of light transmission. When added to Canon telephoto or super telephoto lenses, their focal length is effectively increased 1.4X, eg. 300mm becomes 420mm, 600mm becomes 840mm, etc.

Besides being designed for optimum sharpness and high performance with Canon telephoto lenses, the 1.4X Extender requires only one full stop of exposure compensation. Thus, this Extender is ideal for use with Canon lenses such as the ultra-fast FD 300mm f2.8L, FD 400mm f2.8L, and FD 500mm f4.5L.

The Extender FD 1.4X Type A is Super Spectra coated and designed to maintain the high quality and flare-resistant characteristics of Canon telephoto and super telephoto lenses, while maintaining consistent color rendition with the prime lens.



SPECIFICATIONS

Type: 1.4X Extender
Construction: 4 elements, 3 groups
Magnification: 1.4 times
Length: 34.6mm (1 $\frac{1}{2}$ in.)
Weight: 210g (7.4 oz.)
Case: LH-B8 (C47-0861)
Function: Auto aperture, full aperture metering (AE operation when used with all Canon automatic SLR cameras)
Coating: Super Spectra

* May not work with some older model FD lenses.