

Hornady
Accurate. Deadly. Dependable.

OWNER'S MANUAL

VIBRATORY TRICKLER

Item No. 050102



SETUP/ASSEMBLY

Make sure all parts are included and in good condition. Insert two AAA batteries, and test each setting by using the up and down arrows to ensure the motor runs correctly.

Settings include high, low and 1-10. The best setting will vary depending on the type of powder, the type of surface the device is sitting on and whether the Trickler body is in or outside the base.




USING THE VIBRATORY TRICKLER

Place the Trickler on a flat surface.

Set the powder pan and scale (not included) under the Trickler tube.

Using a powder funnel (not included), pour the powder into the Trickler body until the body is filled above the trickle tube and within a half-inch of the upper rim of the Trickler body. Choose the desired setting, and begin use.

The Trickler can also be used outside the base. To remove it from the base, unwrap the power cord from the back of the Trickler body. Rotate the bottom of the motor mount counterclockwise. After the power cord clears the lip on the back of the base, lift the motor mount. Once the assembly is removed from the base, place it on a flat surface for use.





EMPTYING POWDER FROM TRICKLER BODY

Powder can be emptied while the Trickler body is in or outside the base. To empty powder while the body is inside the base, tilt the assembly back and away from the trickle tube at a slight angle so the powder doesn't dump out of the tube. Place the funnel on the powder storage container and empty contents of the Trickler body slowly into the funnel. Then slowly pour the powder out of the Trickler tube and into the funnel. Repeat until all powder is removed from the Trickler.


To empty powder while the Trickler body is outside the base, tilt the body and tube assembly back and away from the tip of the tube at a slight angle so the powder doesn't dump out of the tube. Then continue procedure as normal.

NOTE/WARNING

- Empty powder from the Trickler body after each use. Do not store powder in Trickler between reloading sessions.
- If the Trickler will not be used for an extended period of time, remove the batteries.
- If in doubt of what powder is in the Trickler, discard according to local regulations and get new powder.
- **NEVER** use with black powder – **for smokeless powder only.**



Instructional and troubleshooting videos for this product are available on the Hornady website.



Hornady
Accurate. Deadly. Dependable.

Hornady Manufacturing Co.
P.O. Box 1848, Grand Island, NE 68802-1848
308-382-1390 • 800-338-3220 • Fax: 308-382-576
www.hornady.com • Hornady.com/contact_us